

EN ISO 9001:2015 - EN ISO 14001:2015 - EN ISO 50001:2018 - EN ISO 45001:2018 - UNI EN ISO 14021: 2016 - GREENGUARD GOLD - UPEC



Dado Ceramica S.r.l.
Via Sicilia 21 - 40017 San Matteo della Decima (BO) - Italy
Tel. +39 051 6819611 - Fax +39 051 6819650 - info@dadoceramica.it
www.dadoceramica.it

 Dado Ceramica

Dado Ceramica

PRODUCT BOOK #41

PRODUCT BOOK #41

Dado Ceramica

PRODUCT BOOK

index

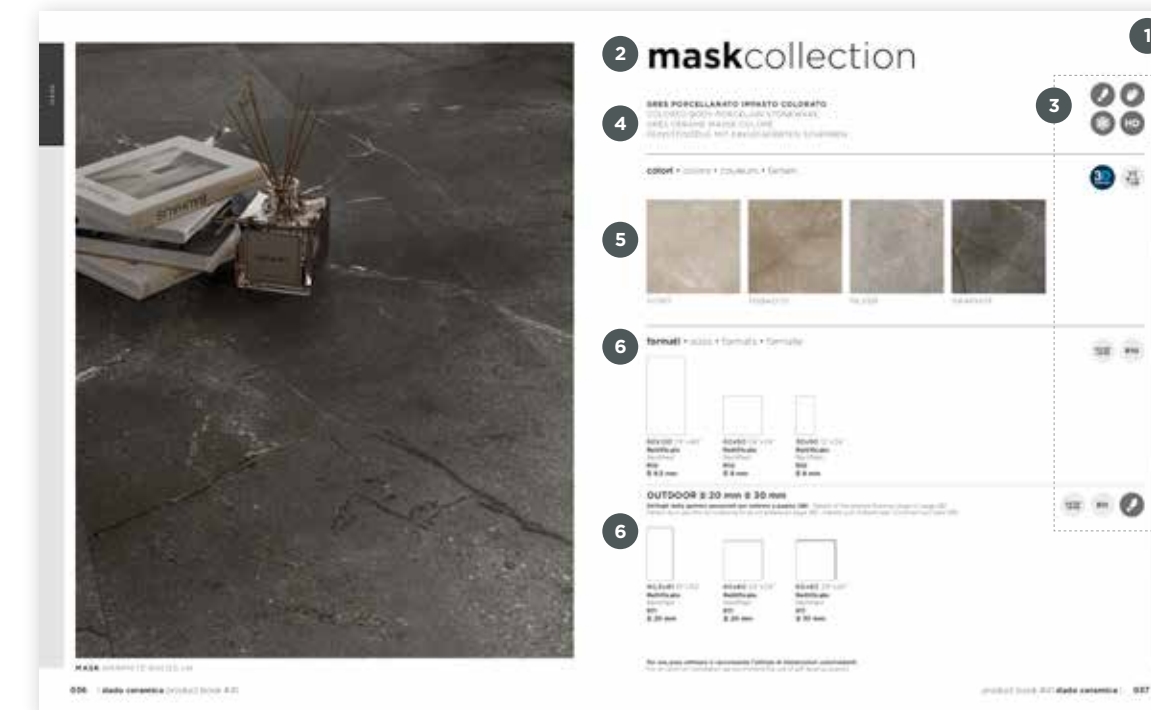
ALPHABETIC INDEX	
ARGOS	PG 28
ARTISTIC STONE	PG 252
ASPEN	PG 60
ATMOSFERE	PG 248
BASIC	PG 154
BRICKONE	PG 214
CEMENTI	PG 178
CHARME	PG 18
EMOTION	PG 170
ESSENZE	PG 194
EVOQ	PG 138
FABRIC	PG 162
GARE DU NORD	PG 130
GEOLOGY	PG 104
HARMONY	PG 260
IKON	PG 184
LIVING	PG 222
MANSION	PG 44
MASK	PG 36
NATURE	PG 52
OUTDOOR 4.0	PG 280
PAINT	PG 114
PIETRA DI BAVIERA	PG 76
PIETRA DI VALS	PG 68
PIETRONE / ROCCIONE	PG 92
QUARRY	PG 80
RIVESTIMENTI 30X60	PG 272
SASSONE	PG 96
SIERRA	PG 206
SMOT	PG 146
SOHO	PG 264
SOLID	PG 122
STONE MIX	PG 88
TAVELLONE	PG 100
TRADITIONAL OUTDOOR	PG 278
UNICOLOR	PG 276
UNIVERSAL OAK	PG 202
VILLAGE COLOR	PG 256
VINCI	PG 268
WALLPAPERS	PG 230

ECODADO GROUP	PG 2
LA NOSTRA STORIA OUR HISTORY	PG 3
GOGREEN	PG 4
CERTIFICAZIONI CERTIFICATIONS	PG 5
I VALORI DELLA CERAMICA CERAMIC VALUES	PG 6
FINITURE FINISHES	PG 7
RIEPILOGO FORMATI SIZES SUMMARY	PG 8
RIEPILOGO ANTISCIVOLO SLIP RESISTANCE SUMMARY	PG 10
MIX&MATCH	PG 12
EFFETTO MARMO E PIETRA MARBLE&STONE LOOK	PG 18
EFFETTO CEMENTO E RESINA CONCRETE&RESIN LOOK	PG 104
EFFETTO LEGNO WOOD LOOK	PG 184
RIVESTIMENTI WALL DESIGN	PG 214
COLLEZIONI DA ESTERNO OUTDOOR SPACES	PG 278
CARATTERISTICHE TECNICHE TECHNICAL FEATURES	PG 336
CONSIGLI DI POSA, PULIZIA E MANUTENZIONE ADVICES FOR INSTALLATION AND CLEANING	PG 339
CONDIZIONI GENERALI DI VENDITA GENERAL CONDITIONS OF SALE	PG 340

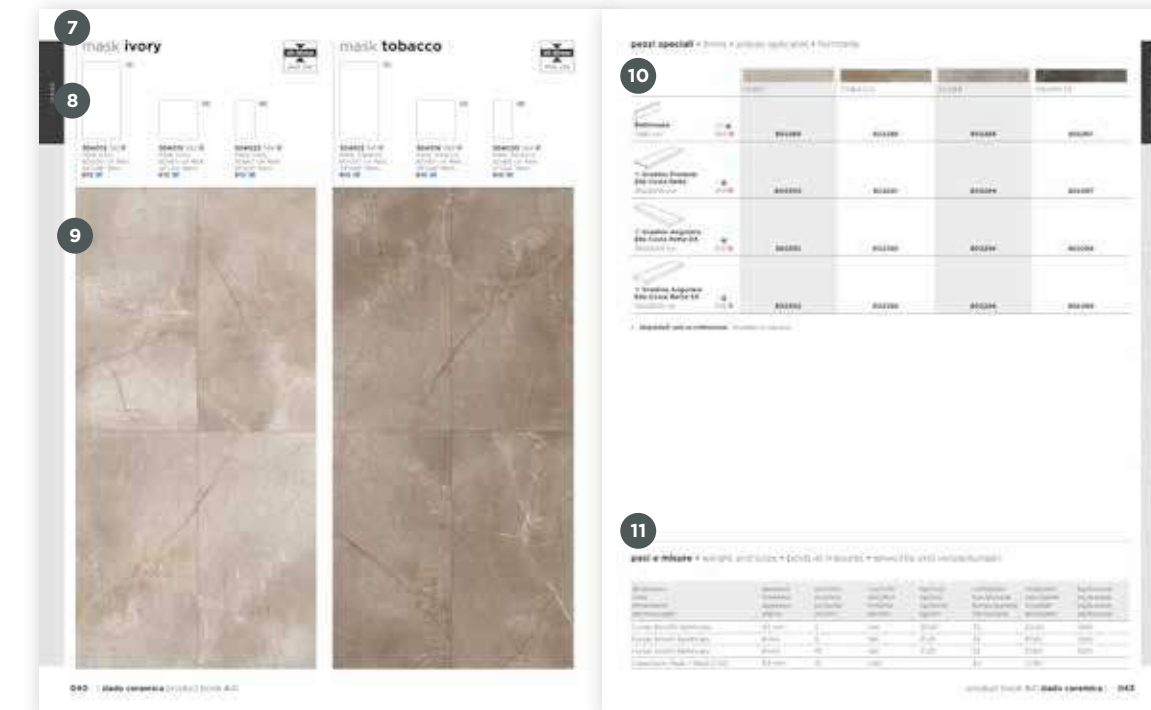


www.dadoceramica.it

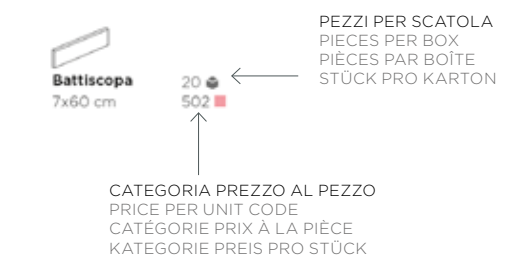
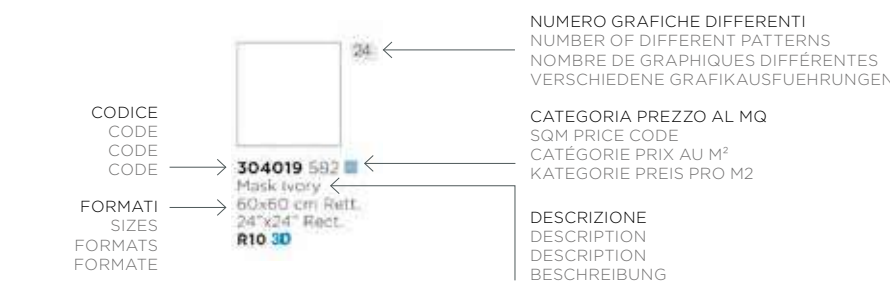
LETTURA DEL CATALOGO . READING THE CATALOGUE . LIRE LE CATALOGUE . BERATUNGS LEITFADEN



- 1 SEZIONE SECTION SECTION ABSCHNITT
- 2 SERIE COLLECTION SERIE SERIE
- 3 SIMBOLOGIA SYMBOLS SYMBOLES SYMBOLE
- 4 TIPOLOGIA PRODOTTO PRODUCT TYPE TYPE DE PRODUIT PRODUKTART
- 5 RIFERIMENTO COLORE REF. COLOR RÉFÉRENCE DE COULEUR FARBREFERENZ
- 6 FORMATI SIZES FORMATS FORMATE



- 7 COLORE COLOR COULEUR FARBEN
- 8 FONDI TILES CARREAUX GRUNDFLIESE
- 9 SVILUPPO GRAFICO DESIGN DÉVELOPPEMENT GRAPHIQUE AMBIENTBUILD
- 10 PEZZI SPECIALI TRIMS PIÈCES SPÉCIALES FORMTEILE
- 11 IMBALLI PACKING EMBALLAGES VERPACKUNGSEINHEITEN



PAVIMENTO FLOOR TILES

RIVESTIMENTO WALL TILES

RESISTENTE AL GELO FROST PROOF

TECNOLOGIA DIGITALE DIGITAL TECHNOLOGY

EFFETTO MATERICO DIGITALE DIGITAL MATERIAL EFFECT

NUMERO GRAFICHE DIFFERENTI NUMBER OF DIFFERENT PATTERNS

SUPERFICI 3D 3D SURFACES

ASPETTO UNIFORME UNIFORM APPEARANCE

LIEVE VARIAZIONE LIGHT VARIATION

MARCATA VARIAZIONE SIGNIFICANT VARIATION

FORTE VARIAZIONE STRONG VARIATION

GRADO DI SCIVOLOSITÀ In funzione dell'ambiente o della zona di lavoro.

VALUES OF SLIPPERINESS Depending on the environment or working area.

COEFFICIENTE DI SCIVOLOSITÀ DYNAMIC COEFFICIENT OF FRICTION.

symbols

COLLECTIONS INDEX

MARBLE & STONE LOOK

CHARME	PG 18
ARGOS	PG 28
MASK	PG 36
MANSION	PG 44
NATURE	PG 52
ASPEN	PG 60
PIETRA DI VALS	PG 68
PIETRA DI BAVIERA	PG 76
QUARRY	PG 80
STONE MIX	PG 88
PIETRONE / ROCCIONE	PG 92
SASSONE	PG 96
TAVELLONE	PG 100

CONCRETE & RESIN LOOK

GEOLOGY	PG 104
PAINT	PG 114
SOLID	PG 122
GARE DU NORD	PG 130
EVOQ	PG 138
SMOT	PG 146
BASIC	PG 154
FABRIC	PG 162
EMOTION	PG 170
CEMENTI	PG 178

WOOD LOOK

IKON	PG 184
ESSENZE	PG 194
UNIVERSAL OAK	PG 202
SIERRA	PG 206

WALL DESIGN

BRICKONE	PG 214
LIVING	PG 222
WALLPAPERS	PG 230
ATMOSFERE	PG 248
ARTISTIC STONE	PG 252
VILLAGE COLOR	PG 256
HARMONY	PG 260
SOHO	PG 264
VINCI	PG 268
RIVESTIMENTI 30x60	PG 272
UNICOLOR	PG 276

OUTDOOR SPACES

TRADITIONAL OUTDOOR	PG 278
OUTDOOR 4.0	PG 280

Dado Ceramica è la capofila di **EcoDado+ Group** formato dalla collaborazione industriale e commerciale di Dado Ceramica, Antica Ceramica Rubiera e Cotto Petrus. EcoDado+ Group è uno gruppo industriale italiano che produce e commercializza rivestimenti in bicottura atomizzata e pavimenti in gres porcellanato. Grazie all'utilizzo delle più moderne tecnologie e alla solida esperienza di persone dedicate con passione alla ricerca di design e della qualità, soddisfiamo le esigenze dei nostri clienti in tutto il mondo.

Dado Ceramica leads the **EcoDado+ Group** in which it cooperates along with Antica Ceramica Rubiera and Cotto Petrus. EcoDado+ Group is an industrial group based in Italy that manufactures and sells double-fired wall tiles and porcelain stoneware tiles. Thanks to the use of the most modern technologies and the decennial know-how of people dedicated with passion to the research of design and quality, we meet the needs of our customers all over the world.

Dado Ceramica est chef de file d'**EcoDado+ Group** fruit de la collaboration industrielle et commerciale entre Dado Ceramica, Antica Ceramica Rubiera et Cotto Petrus. EcoDado+ Group est un groupe industriel italien qui fabrique et vend de revêtements en cuisson atomisée et de sols en grès cérame émaillé. Grâce à l'utilisation des technologies les plus modernes et une expérience décennale de personnes dévouées avec passion en quête de design et de qualité, nous répondons aux besoins de nos clients partout dans le monde.

Dado Ceramica steht an der Spitze der aus der industriellen und kommerziellen Zusammenarbeit von Dado Ceramica, Antica Ceramica Rubiera und Cotto Petrus entstandenen **EcoDado+ Group**. EcoDado+ Group ist eine italienische Industriegruppe die Wandfliesen aus atomisiertem Zweibrandverfahren und Bodenfliesen aus glasiertem Feinsteinzeug produziert. Dank der Verwertung der modernsten Technologien und der jahrzehntenlangen Erfahrung von Fachleuten die sich leidenschaftlich der Forschung von Design und Qualität widmen, ist Dadogroup in der Lage die Beduerfnisse einer weltweiten Kundschaft zu erfuellen.



Dado Ceramica Uffici e Stabilimento Produttivo (Offices and Production Plant)

Dado Ceramica Magazzino (Warehouse)

Antica Ceramica Rubiera Uffici, Stabilimento Produttivo e Magazzino (Offices, Production Plant and Warehouse)

Cotto Petrus Uffici, Stabilimento Produttivo, Atomizzatore e Magazzino (Offices, Production Plant, Atomizer and Warehouse)

ecodado+™ Group



Since 1961

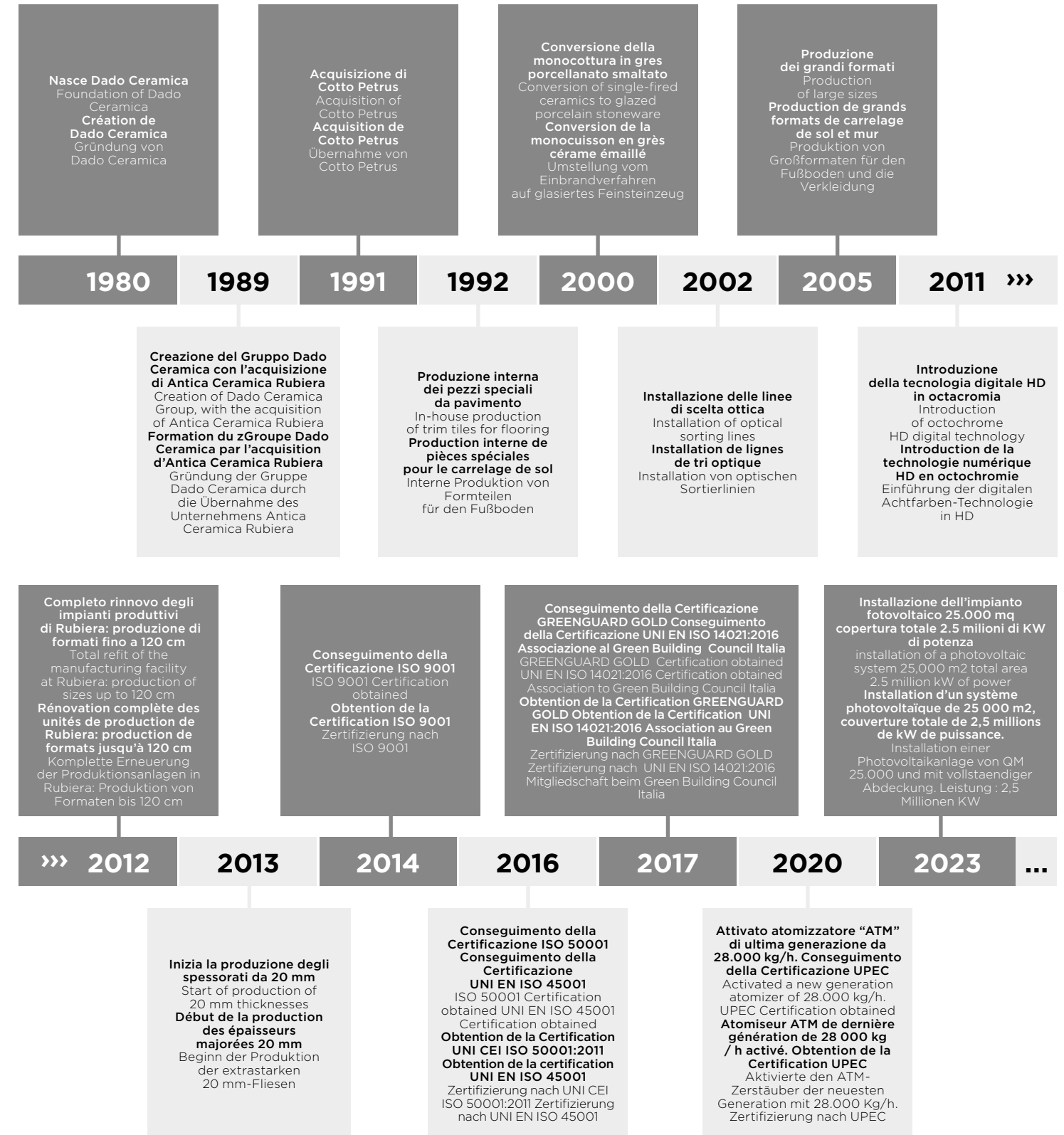


Dado Ceramica

Since 1980



Since 1972



i numeri • the numbers • les numeros • ziffern

- 1** Atomizzatore
Atomizer
Atomiseur
Atomizer
- 2** Laboratori
Workshops
Laboratoires
Labor
- 3** Stabilimenti
Operations
Etablissements
Werke
- 4** Depositi
Warehouses
Dépôts
Laeger

>19% Materiale riciclato
Recycled material
Recycled material
Recycled material

>60 Le nazioni servite
Countries served
Les nations servies
Belieferten Laender

9 Capacità produttiva per anno
Production capacity per year
Capacité de production par année
Jaerliche Produktionskapazitaet
000.000 mq

200 Area industriale
Industrial area
Zone industrielle
Industriegebiet
000 mq

35 Capacità produttiva per giorno
Production capacity per day
Capacité de production par jour
Taegliche Produktionskapazitaet
.000 mq

Abbiamo scelto di realizzare prodotti altamente performanti abbracciando a 360° la sostenibilità ambientale di lungo periodo. Grazie anche all'implementazione di politiche gestionali che hanno ridotto le emissioni di ogni fase produttiva, dalla selezione di materie prime logisticamente meno impattanti alla collaborazione con le principali realtà industriali delle più avanzate tecnologie ceramiche, dal riciclo dell'acqua all'utilizzo di energia eco-compatibile ottenuta grazie al nuovo impianto fotovoltaico. La passione per i nostri prodotti ha la stessa energia che contraddistingue le nostre scelte produttive da decenni, univocamente l'elemento base, la piena dedizione per un mondo sostenibile come prerogativa imprescindibile di tutte le decisioni aziendali. Go Green è la nostra scelta, Go Green è oggi più che mai prova di serietà e di responsabilità. It's time to Go Green!

We have chosen to create high-performance products by fully embracing the long-term environmental sustainability. Thanks to the implementation of new policies that have reduced the emissions on each production phase, from the selection of logistically less impactful raw materials to the collaboration with the mayor manufactures of the most advanced ceramic technologies, from water recycling to the use of eco-friendly energy-compatible obtained trough the new photovoltaic system. The passion for our products has the same energy that has distinguished our production choices for decades, the univocal basic element, full dedication to a sustainable world as an essential prerogative of our corporate decisions. Go Green is our choice, Go Green is today more than ever proof of seriousness and responsibility. It's time to Go Green!

Nous avons choisi de créer des produits performants en adoptant pleinement la durabilité environnementale à long terme. Grâce également à la mise en œuvre de politiques de gestion qui ont réduit les émissions de chaque phase de production, depuis la sélection de matières premières logistiquement moins impactantes jusqu'à la collaboration avec les principales entreprises industrielles des technologies céramiques les plus avancées, du recyclage de l'eau à l'utilisation d'économie-Eco, en énergie -compatible obtenu grâce au nouveau système photovoltaïque. La passion pour nos produits a la même énergie qui caractérise nos choix de production depuis des décennies, le plein engagement en faveur d'un monde durable comme prérogative essentielle de toutes les décisions d'entreprise. Go Green est notre choix, Go Green est aujourd'hui plus que jamais une preuve de sérieux et de responsabilité. It's time to Go Green!

Wir haben uns entschieden, leistungsstarke Produkte zu entwickeln, dafür haben wir auf langfristige oekologische Nachhaltigkeit bei 360° gesetzt. Dank der Umsetzung von Managementrichtlinien, haben wir die Emissionen in jeder Produktionsphase reduziert, und das anfangend von der Auswahl logistisch weniger belastender Rohstoffe bis zur Zusammenarbeit mit den heutigen industriellen Realitäten der fortschrittlichsten Keramiktechnologien. Nicht zu unterschätzen ist auch unsererseits das Wasserrecycling und die Nutzung umweltfreundlicher Energie, die dank der neuen Photovoltaikanlage gewonnen wird. Die Leidenschaft fuer unsere Produkte hat die gleiche Energie, die unsere Produktionsentscheidungen seit Jahrzehnten auszeichnet, und das bleibt das Grundelement, zusammen mit dem vollen Einsatz fuer eine nachhaltige Welt als wesentliches Vorrecht fuer alle Geschaeftsentscheidungen. Go Green ist unsere Entscheidung, Go Green ist heute mehr je Beweis fuer Seriositaet und Verantwortung. It's time to Go Go Green!



Riduzione del peso di quasi il 20% e conseguente minor impatto sui costi di trasporto e sulle emissioni a parità di quantità movimentate.

Weight reduction of almost 20%, resulting in a better impact on transport costs and emissions into the atmosphere compared to the same quantity.

Réduction du poids d'environ 20% et conséquente moins d'impact sur les coûts de transport et les émissions aux mêmes quantités vivant.

Gewichtsreduktion von ca.20% und, infolgedessen, geringer Einfluss auf die Transportkosten und Emissionen bei gleicher Umschlagsmenge.



Ciclo chiuso dell'acqua che porta a zero sprechi.

Closed water cycle that leads to zero waste.

Cycle fermé de l'eau avec déchets zéro.

Geschlossener Wasserkreislauf der zu Zero Waste fuehrt.



Abbattimento dei costi di magazzino e miglior gestione per gli operatori.

Reduction of the handling costs and easier implementation for operators.

Réduction des coûts d'entrepôt et meilleure gestion des opérateurs.

Reduzierung der Lagerkosten und bessere Leistung der Arbeiter.



Minor utilizzo di legno e plastica nella fasi di confezionamento.

Less wood and plastic needed for packaging.

Moins d'utilisation du bois et du plastique dans les phases d'emballage.

Weniger Verwendung von Holz und Kunststoff in den Verpackungsphasen.

EcoDado+ Group ha sempre ritenuto che la qualità del servizio ed il rispetto per l'ambiente fossero elementi fondamentali del proprio lavoro. Nel corso degli anni ha implementato una serie di procedure e conseguito varie certificazioni con l'obiettivo di garantire un prodotto ed un servizio di qualità unitamente ad una gestione corretta delle risorse ambientali. Le certificazioni rappresentano il coronamento di un'esperienza pluriennale ed il riconoscimento dell'impegno costante che l'azienda ha posto nella ricerca della qualità come fattore strategico prioritario. In accordo con la politica della qualità opera la sezione di verifica ed archiviazione dei campioni base e della produzione corrente; questa sezione controlla costantemente le caratteristiche tecniche ed estetiche della produzione e la loro conformità con i campioni base per assicurare la massima corrispondenza alle normative europee.

EcoDado+ Group has always believed that the quality of service and respect for the environment are pillars elements of its work. Over the years it has implemented a series of procedures and achieved various certifications with the aim of guaranteeing a quality product and service together with correct management of environmental resources. The certifications represent the fulfillment of many years of experience and the recognition of the constant commitment that the company has placed in the pursuit of quality as a priority. The verification and archiving section of samples and current production operates in accordance with the quality policy; this section constantly inspect the technical and aesthetic characteristics of the production and their conformity with the basic samples to ensure maximum compliance with European norms.

Le **EcoDado+ Group** a toujours cru que la qualité de service et le respect de l'environnement sont des éléments fondamentaux de son travail. Au fil des années, nous mis en œuvre une série de procédures et obtenu plusieurs certifications dans le but de garantir un produit et un service de qualité ainsi qu'une gestion correcte des ressources environnementales. Les certifications représentent l'aboutissement de nombreuses années d'expérience et la reconnaissance de l'engagement constant que l'entreprise a placé dans la recherche de la qualité comme facteur stratégique prioritaire. La section de vérification et d'archivage des échantillons de base et de la production en cours fonctionne conformément à la politique de qualité; cette section vérifie en permanence les caractéristiques techniques et esthétiques de la production et leur conformité avec les échantillons de base pour garantir une qualité et une précision maximales dans l'approvisionnement selon la réglementation européenne.

EcoDado+ Group ist seit jeher davon überzeugt, dass die Qualität der Dienstleistungen und der Respekt fuer die Umwelt grundlegende Elemente eigener Arbeit sind. Im Laufe der Jahre hat das Unternehmen eine Reihe von Verfahren eingeführt und verschiedene Zertifizierungen erhalten, mit dem Ziel ein qualitativ hochwertiges Produkt und ebenfalls einen qualitativ hochwertigen Service sowie eine korrekte Bewirtschaftung der Umweltressourcen zu gewährleisten. Die Zertifizierungen sind die Krönung einer langjährigen Erfahrung und die Anerkennung des kontinuierlichen Engagements des Unternehmens bei der Suche nach Qualität als vorrangigen strategischen Faktor. In Übereinstimmung mit der Qualitätspolitik arbeitet der Bereich zur Ueberprüfung und Archivierung der Grundmuster und der laufenden Produktion. In dieser Abteilung werden ständig die technischen und ästhetischen Eigenschaften der Produktion sowie deren Übereinstimmungen mit den Grundmustern überprüft um eine maximale Einhaltung der europäischen Vorschriften zu gewährleisten.



EN ISO 9001:2015 - EN ISO 14001:2015 - EN ISO 50001:2018 - EN ISO 45001:2018 - UNI EN ISO 14021: 2016 - GREENGUARD GOLD



Leggi di più
Read more
En savoir plus
Mehr Lesen



igienica • hygienic • hygiénique • hygienisch

La ceramica è uno dei materiali più igienici, non fa odore, si pulisce facilmente con tutti i prodotti per la pulizia della casa. Ceramic is one of the most hygienic of all materials. It's odourless and easy to clean using any household detergent. La céramique est l'un des matériaux les plus hygiéniques, elle ne sent pas, elle est nettoyée facilement avec tous les produits de nettoyage ménagers. Keramik ist eines der beliebtesten hygienischen Materialien, geruchlos, leicht zu reinigen mit allen Hausreinigungsmitteln.



sicura • safe • sécurité • sicher

La ceramica è un materiale sicuro, che viene dalla terra, quindi naturale, non contiene plastica ed è completamente riciclabile. Ceramic is a safe, natural material that originates from the earth. It does not contain plastic and is completely recyclable. La céramique est un matériau sûr, qui vient de la terre, donc naturel, ne contient pas de plastique et est entièrement recyclable. Keramik ist ein sicheres Material, das kommt von der Erde, so natürlich, enthält es nicht Kunststoff und ist vollständig recycelbar.



dura a lungo • long-lasting • dure longtemps • haltbar

La ceramica è un materiale duraturo, inalterabile, si pulisce facilmente ed è sempre come nuovo anche col passare del tempo. Ceramic is a durable and hard-wearing material. It's easy to clean and always looks as good as new. La céramique est un matériau durable et inaltérable, elle est facile à nettoyer et est toujours comme neuve même au fil du temps. Keramik ist ein dauerhaftes Material, unveränderlich, leicht zu reinigen und auch mit der Zeit ist immer so wie neu.



versatile • versatile • polyvalent • vielseitig

La ceramica - con la sua infinita varietà di formati e superfici - è adatta per ogni ambiente, ideale per pavimenti e pareti, per piani di lavoro e tavoli. With its infinite variety of sizes and surfaces, ceramic is suitable for any application, whether floors or walls, countertops or tables. La céramique - avec sa variété infinie de formats et de surfaces - convient à tout environnement, idéale pour les sols et les murs, pour les plans de travail et les tables. Keramik mit der unendlichen Vielfalt von Formaten und Oberflächen ist für jeden Raum geeignet, ideal für Böden und Wände, für Arbeitsflächen und Tische.



resistente • resistant • résistant • beständig

La ceramica è un materiale forte perchè non si deforma, non gela e resiste ai detergenti chimici più aggressivi. Ceramic is a strong material that does not change shape or freeze and is resistant to even the most aggressive chemical detergents. La céramique est un matériau solide car elle ne se déforme pas, ne gèle pas et résiste aux détergents chimiques les plus agressifs. Keramik ist ein starkes Material, weil verformt sich nicht, friert nicht ein und widersteht aggressivere chemische Reiniger.



non brucia • it does not burn • ne brûle pas • feuerfest

In caso di incendio, la ceramica non rilascia sostanze nocive, nè per l'uomo nè per l'ambiente, perchè non brucia. It does not burn and in the event of fire does not release substances that are harmful to people or the environment. En cas d'incendie, la céramique ne dégage pas de substances nocives, ni pour l'homme ni pour l'environnement, car elle ne brûle pas. Im Brandfall löst sich die Keramik nicht Schadstoffe, weder für den Menschen noch für die Umwelt, weil es nicht brennt.



stabile • stable • stable • stabil

Un pavimento in ceramica è pratico e stabile e si posa facilmente nei negozi, nei ristoranti, negli uffici e in ogni tipo di locale. A ceramic floor is practical, stable and can be easily skillfully installed in shops, restaurants, offices and surfaces of all kinds. Un sol en céramique est pratique et stable et peut être facilement installé dans les magasins, restaurants, bureaux et dans tous les types de locaux. Ein Keramikboden ist praktisch und stabil und passt ohne probleme in Geschäfte, in Restaurants, Büros und Lokalen allen Arten.



ecologica • ecofriendly • écologique • ökologisch

La ceramica è un materiale sostenibile che rispetta l'ambiente e la salute perchè è prodotta in conformità con tutte le normative europee. Ceramic is a sustainable material that is healthy and environment-friendly because it is produced in full compliance with European and American standards. La céramique est un matériau durable qui respecte l'environnement et la santé car il est produit dans le respect de toutes les réglementations européennes. Keramik ist ein nachhaltiges Material, das die Umwelt und die Gesundheit respektiert, in Übereinstimmung mit allen Vorschriften der europäischen Normen.

lappato *plus+*

La finitura Lappato *plus+* conferisce alla piastrella la lucentezza e la riflettanza tipici di uno specchio. Si tratta di un procedimento meccanico in cui le mole vanno a lavorare la speciale graniglia sulla superficie della piastrella, riducendone la rugosità, fino a renderla perfettamente liscia, come uno specchio appunto, e permettendo alla stessa di brillare di luce riflessa. La piastrella con finitura lappato plus presenta una maggior definizione della grafica ed una brillantezza inusuale che la rendono adatta a tutti gli ambienti.

The Lappato *plus+* production process reaches the sheen and light reflectance of a mirror. It is a mechanical process in which the grindstones smoother the special grit (graniglia) until a perfect smoothing is achieved and light can be reflected in mirror like fashion. Graphics are better defined and the unusual brightness make for an outstanding look capable to enhance all and any setting.

La finition Lappato *plus+* confère aux carreaux la brillance et la réflectance typiques d'un miroir. C'est un processus mécanique dans lequel les meules travaillent le grain spécial sur la surface du carreau, en réduisant sa rugosité, en le rendant parfaitement lisse, à la manière d'un miroir, et en lui permettant de briller avec une lumière réfléchie. La tuile avec une finition Lappato Plus a une plus grande définition du graphique et une brillance inhabituelle qui le rendent approprié à tous les environnements.

Die Behandlung Lappato *plus+* verleiht der Fliese den für einen Spiegel typischen Glanz und Reflexionsgrad. Es ist ein mechanischer Vorgang, bei dem die Schleifscheiben das Speziale Korn auf der Fliesenoberfläche bearbeiten, die Rauheit reduzieren, sie perfekt glatt wie ein Spiegel machen und sie mit reflektiertem Licht leuchten lassen. Die Lappato + Fliese hat eine bessere Definition der Grafik und eine ungewöhnliche Brillanz, die sie für alle Bereiche geeignet macht.

lappato o lappato in cresta • ridge honed • lappato ou lappato sur la crête • lappato oder halb-poliert

A differenza della finitura Lappato Plus, il Gres porcellanato lappato (detto anche lappato in cresta) presenta una superficie lavorata solo parzialmente. Si tratta infatti di una lavorazione meccanica che permette di ottenere la lucidatura delle sole parti superiori della superficie, evidenziando il contrasto con la parte non lavorata. Il risultato è un prodotto con zone lucide e brillanti ed altre non lucide, tipiche della finitura naturale del prodotto stesso.

Different from the "Lappato Plus" finish, the "Lappato" (also called ridge honed) porcelain stoneware shows a surface that has only been partially smoothed. It is indeed a process that aims at polishing only the tips on the surface. The beauty is in the contrast between the smoothed and unsmoothed parts. The result is a product with matt and shiny microareas.

Contrairement aux finition Lappato Plus, le grès cérame poli (également appelé lappato en crete) a une surface partiellement travaillée. C'est en fait un procédé mécanique qui permet d'obtenir le polissage des parties supérieures de la surface uniquement, en soulignant le contraste avec la partie non travaillée. Le résultat est un produit avec des zones polies, brillantes et non brillantes, typiques de la finition naturelle du produit lui-même.

Im Gegensatz zu den Oberflächen Lappato Plus hat Lappato Feinsteinzeug (auch als Halb-Lappato bekannt) eine teilweise bearbeitete Oberfläche. Tatsächlich handelt es sich um ein mechanisches Verfahren, bei dem nur die oberen Teile der Oberfläche poliert werden und der Kontrast zum unbearbeiteten Teil hervorgehoben wird. Das Ergebnis ist ein Produkt mit glänzenden, hellen und anderen nicht glänzenden Bereichen, die für das natürliche Finish des Produkts selbst typisch sind.

naturale • natural • naturel • natürliche oberfläche

Il gres porcellanato naturale, risultante dalla produzione del gres senza applicazione di ulteriori processi, si presenta con una superficie più o meno ruvida e non brillante. Risulta avere delle performance tecniche più adatte in ambienti o installazioni ad intenso traffico o in cui vengono spesso usati agenti chimici aggressivi. Le caratteristiche tecniche garantiscono risultati duraturi.

The natural finish porcelain stoneware is the product as it comes out of the kiln, without any additional treatment. The surface can have different degrees of roughness depending on the item and glaze, and always a non shiny, matt, surface. It is the most suitable product for high traffic areas or where intense and frequent cleaning is done with the use of aggressive chemical agents. The technical characteristics of this finish guarantee long lasting results.

Le grès cérame naturel, issu de la fabrication de grès sans aucune autre transformation, présente une surface plus ou moins rugueuse et non pas brillante. Il présente des performances techniques les plus appropriées dans les environnements ou les installations à trafic intense ou dans lesquels des agents chimiques agressifs sont souvent utilisés. Les caractéristiques techniques garantissent des résultats durables.

Natursteinzeug, das bei der Herstellung von Steinzeug ohne weitere Verfahren anfällt, zeigt eine mehr oder weniger raue und nicht brillante Oberfläche. Es hat die am besten geeignete technische Leistung in Umgebungen oder Anlagen mit hohem Verkehrsaufkommen oder wo häufig aggressive chemische Mittel verwendet werden. Die technischen Eigenschaften garantieren dauerhafte Ergebnisse.

3D


Le superfici 3D sono state sviluppate attraverso la combinazione delle più innovative tecnologie produttive e di materie prime di altissima qualità. Questi prodotti, identificati con logo 3D, hanno una superficie tridimensionale, ottenuta durante il processo di lavorazione, che mostra maggiore profondità sui motivi selezionati.

The 3D surfaces have been developed through the combination of cutting edge technology and of premium raw materials. These products, showing 3D logo, have a three-dimensional surface, also known as carving that is obtained during the manufacturing process, showing more depth on the selected patterns.

Les surfaces 3D ont été développées grâce à la combinaison de technologies de production les plus innovantes et matières premières de la plus haute qualité. Ces produits, identifiés par un logo 3D, ont une surface tridimensionnel, obtenu au cours du processus de fabrication, qui montre plus de profondeur sur les motifs sélectionnés.

Die 3D Oberflaechen sind durch die Kombination der innovativsten Produktionstechnologien und dank sehr hochwertige Rohstoffe entwickelt worden. Diese Produkte, die mit Logo 3D gekennzeichnet werden, haben eine dreidimensionale Oberflaechen die waehrend des Herstellungsprozesses erhalten worden ist : diese Prozesse zeigt außerdem mehr Tiefe bei den ausgewählten Motiven.

Pavimenti Floor	ARGOS	ASPEN	BASIC	BRICKONE	CEMENTI	CHARME	EMOTION	ESSENZE	EVOG	FABRIC	GARE DU NORD	GEOLOGY	IKON	MANSION	MASK	MURETTO SASSONE	NATURE	PAINT	PIETRA DI BAVIERA	PIETRA DI VALS	PIETRONE	ROCCIONE	QUARRY	SASSONE	SIERRA	SMOT	SOLID	STONE MIX	TAVELLONE	UNIVERSAL OAK	WALLPAPERS
R9 A																															
81x81 32"x32" RTT							•		•																						
60x120 24"x48" RTT							•	•	•	•																•					•
60x60 24"x24" RTT					•	•	•		•	•																•					
30x60 12"x24" RTT					•	•	•		•	•																•					
20x122 8"x48" RTT																									•						
15x60 6"x24"								•																	•						
15,3x31 6"x12"																													•		
R10 A+B																															
81x81 32"x32" RTT			•								•																•				
60x120 24"x48" RTT	•	•	•								•	•	•	•	•	•	•	•	•	•	•	•	•	•	•	•	•	•	•	•	
60x60 24"x24" RTT	•	•	•								•	•	•	•	•	•	•	•	•	•	•	•	•	•	•	•	•	•	•	•	
30x60 12"x24" RTT		•	•								•	•	•	•	•	•	•	•	•	•	•	•	•	•	•	•	•	•	•	•	
30x122 12"x48" RTT							•					•																			
20x122 8"x48" RTT							•					•																	•		
20x20 8"x8" RTT																	•														
31x62 12"x24"		•																													
7,4x31 3"x12"				•																											
R11 A+B+C																															
60x120 24"x48" RTT							•				•		•		•																
60x60 24"x24" RTT							•					•		•		•															
31x62 12"x24"		•									•					•	•	•	•	•	•	•	•	•	•	•	•	•	•	•	•
15x60 6"x24"							•																								
15,3x31 6"x12"		•																		•				•					•		
OUTDOOR 4.0																															
	DETTAGLI A PAGINA 09. DETAILS AT PAGE 09. DÉTAILS PAGE 09 . DETAIL AUF DER SEITE 9.																														



Grazie alla particolare attenzione allo sviluppo grafico, all'utilizzo della tecnologia digitale a 8 colori e alla stabile formulazione degli smalti è possibile abbinare fra loro materiali di serie diverse per tipologia, struttura e finitura. Non solo abbinamenti fra articoli della stessa serie ma un insieme di colori e superfici che possono essere mescolati fra loro rendendo ogni ambiente veramente unico e realizzato su misura. In questa sezione, e anche all'interno del catalogo, abbiamo inserito alcune proposte Cross & Match: non sono le uniche possibili, divertitevi a creare il vostro ambiente.

ONE CATALOGUE, ENDLESS POSSIBILITIES!!

Thanks to special attention to the developing of the graphic, to the use of 8 colors digital printers and the stable formulation of the glazes you can match items of different types, textures and finishes. Not only combinations between articles of the same collection but a set of colors and surfaces that can be mixed together making each ambiente truly unique and tailored. In this section, and also in the catalogue, we have included some Cross & Match proposals: they are not the only ones possible, have fun creating your environment.

UN CATALOGUE, DES POSSIBILITÉS INFINIES !!

Grâce à l'attention particulière portée au développement graphique, à l'utilisation de la technologie numérique 8 couleurs et à la formulation stable des glaçures, il est possible de combiner des matériaux de différentes séries pour le type, la structure et la finition. Non seulement des combinaisons entre des articles de la même série, mais un ensemble de couleurs et de surfaces qui peuvent être mélangées pour rendre chaque environnement vraiment unique et sur mesure. Dans cette section, et également dans le catalogue, nous avons inclus quelques propositions Cross & Match: elles ne sont pas les seules possibles, amusez-vous à créer votre environnement.

EIN KATALOG, UNENDLICHE MÖGLICHKEITEN !!


Dank der besonderen Aufmerksamkeit für die grafische Entwicklung, des Einsatzes der 8-Farben-Digitaltechnik und der stabilen Formulierung der Glasuren ist es möglich, Materialien aus verschiedenen Serien für Typ, Struktur und Ausführung zu kombinieren. Nicht nur Kombinationen zwischen Artikeln derselben Serie, sondern auch eine Reihe von Farben und Oberflächen, die miteinander gemischt werden können, wodurch jede Umgebung wirklich einzigartig und maßgeschneidert wird. In diesem Abschnitt und auch im Katalog haben wir einige Cross & Match-Vorschläge aufgenommen: Sie sind nicht die einzig möglichen, viel Spaß beim Erstellen Ihren Räume.



GARE
Grey
60x120



ESSENZE
Cannella
20x122



WALLPAPERS
Golden Fern
60x120





WALLPAPERS

Kintsugi
60x120



SOLID
White
81x81



BRICKONE
Fumo di Londra
7,4x31



ESSENZE
Cannella
20x122



ULTRA ESSENZE
Cannella R11
30x122



CHARME ILLUSION 60x120 cm

charme collection

GRES PORCELLANATO IMPASTO COLORATO


COLORED BODY PORCELAIN STONEWARE

GRÈS CÉRAME MASSE COLORÉ

FEINSTEINZEUG MIT EINGEFAERBTEN SCHERBEN



colori • colors • couleurs • farben



INVISIBLE GREY



PEARL




GREY



ILLUSION



IVORY



BLACK

formati • sizes • formats • formate



60x120 24"x48"
Rettificato
Rectified
± 9,5 mm



60x60 24"x24"
Rettificato
Rectified
± 8 mm



30x60 12"x24"
Rettificato
Rectified
± 8 mm

R9

Per una posa ottimale si raccomanda l'utilizzo di distanziatori autolivellanti.
For an optimum installation we recommend the use of self-leveling spacers.



CHARME BLACK 60x120 cm




CHARME GREY 60x120 cm



CHARME IVORY 60x120 cm



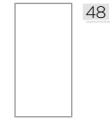
CHARME PEARL, BLACK 60x120 cm

charme **pearl**


304059 581 ■
Charme Pearl
60x120 cm Rett.
24"x48" Rect.
R9 3D



304058 582 ■
Charme Pearl
60x60 cm Rett.
24"x24" Rect.
R9 3D



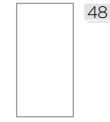
304057 584 ■
Charme Pearl
30x60 cm Rett.
12"x24" Rect.
R9 3D

charme **grey**


304040 581 ■
Charme Grey
60x120 cm Rett.
24"x48" Rect.
R9 3D



304042 582 ■
Charme Grey
60x60 cm Rett.
24"x24" Rect.
R9 3D



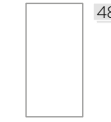
304044 584 ■
Charme Grey
30x60 cm Rett.
12"x24" Rect.
R9 3D

charme **black**


304041 581 ■
Charme Black
60x120 cm Rett.
24"x48" Rect.
R9 3D



304043 582 ■
Charme Black
60x60 cm Rett.
24"x24" Rect.
R9 3D



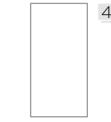
304045 584 ■
Charme Black
30x60 cm Rett.
12"x24" Rect.
R9 3D

charme **ivory**

304065 581 ■
Charme Ivory
60x120 cm Rett.
24"x48" Rect.
R9 3D



304066 582 ■
Charme Ivory
60x60 cm Rett.
24"x24" Rect.
R9 3D



304067 584 ■
Charme Ivory
30x60 cm Rett.
12"x24" Rect.
R9 3D




charme **invisible grey**

304028 581 ■
Charme Invisible Grey
60x120 cm Rett.
24"x48" Rect.
R9 3D

304030 582 ■
Charme Invisible Grey
60x60 cm Rett.
24"x24" Rect.
R9 3D



304032 584 ■
Charme Invisible Grey
30x60 cm Rett.
12"x24" Rect.
R9 3D

charme **illusion**

304029 581 ■
Charme Illusion
60x120 cm Rett.
24"x48" Rect.
R9 3D

304031 582 ■
Charme Illusion
60x60 cm Rett.
24"x24" Rect.
R9 3D

304033 584 ■
Charme Illusion
30x60 cm Rett.
12"x24" Rect.
R9 3D

**decori** • decors • décors • dekore

304186 530 ■
Mos. Cassettone
Charme Black (20x20)
+Charme Ivory (Losanga)
27x31 cm Rett.
10 5/8" x 12 3/16" Rect.



304187 530 ■
Mos. Cassettone
Charme Invisible Grey (20x20)
+Charme Black (Losanga)
27x31 cm Rett.
10 5/8" x 12 3/16" Rect.



304113 530 ■
Mos. Cassettone
Charme Illusion (20x20)
+ Ikon Amber (Losanga)
27x31 cm Rett.
10 5/8" x 12 3/16" Rect.



304182 586 ■
Mos. Triangolo
Cassettone Charme Ivory
7x3,5 cm Rett.
2 3/4" x 1 1/8" Rect.



304183 586 ■
Mos. Triangolo
Cassettone Charme Black
7x3,5 cm Rett.
2 3/4" x 1 1/8" Rect.



304184 586 ■
Mos. Triangolo
Cassettone Ikon Amber
7x3,5 cm Rett.
2 3/4" x 1 1/8" Rect.



CHARME MOS. CASSETTONE CHARME ILLUSION/ IKON AMBER 27x31 cm



CHARME INVISIBLE GREY 60x120 cm

pezzi speciali • trims • pièces spéciales • formteile

			PEARL	GREY	BLACK	IVORY	INVISIBLE GREY	ILLUSION
	Battiscopa 7x60 cm	20 502	802345	802309	802310	802344	802289	802290
	★ Gradino Frontale Elle Costa Retta 30x120x5 cm	1 574	802349L	802311L	802314L	802346L	802303L	802306L
	★ Gradino Angolare Elle Costa Retta DX 30x120x5 cm	1 575	802350L	802312L	802315L	802347L	802304L	802307L
	★ Gradino Angolare Elle Costa Retta SX 30x120x5 cm	1 575	802351L	802313L	802316L	802348L	802305L	802308L

★ Disponibili solo su ordinazione . Available on demand

pesi e misure • weight and sizes • poids et mesures • gewichte und verpackungen

dimensioni sizes dimensions abmessungen	spessore thickness épaisseur stärke	pz/collo pcs/box pc/boite stk/ktn	mq/collo sqm/box m/boite qm/ktn	kg/collo kg/box kg/boite kg/ktn	colli/pallet box/europal boites/europal ktn/europal	mq/pallet sqm/pallet m/pallet qm/pallet	kg/europal kg/europal kg/europal kg/europal
Fondo 60x120 Rettificato	9,5 mm	2	1,44	30,50	35	50,40	1090
Fondo 60x60 Rettificato	8 mm	5	1,80	31,25	32	57,60	1020
Fondo 30x60 Rettificato	8 mm	10	1,80	31,25	32	57,60	1020
Cassettone Charme + Charme 27x31	9,5 mm	12	0,90	-	42	37,80	-
Cassettone Charme + Ikon 27x31	9,5 mm	10	0,75	-	42	31,50	-



ARGOS BLACK 60x120 cm

argoscollection

GRES PORCELLANATO IMPASTO COLORATO

COLORED BODY PORCELAIN STONEWARE

GRÈS CÉRAME MASSE COLORÉ

FEINSTEINZEUG MIT EINGEFAERBTEN SCHERBEN



colori • colors • couleurs • farben

V3



WHITE



GREY



BLACK



BEIGE

formati • sizes • formats • formate

DCOF
≥0.42

R10



60x120 24"x48"
Rettificato
Rectified
R10
≈ 9,5 mm



60x60 24"x24"
Rettificato
Rectified
R10
≈ 8 mm

OUTDOOR ≈ 20 mm

Dettagli della gamma spessorati per esterno a pagina 280 . Details of the exterior flooring range on page 280
Détails de la gamme de revêtements de sol extérieurs page 280 . Détails zum Außenboden-Sortiment auf Seite 280

DCOF
≥0.42

R11



60x60 24"x24"
Rettificato
Rectified
R11
≈ 20 mm

Per una posa ottimale si raccomanda l'utilizzo di distanziatori autolivellanti.
For an optimum installation we recommend the use of self-leveling spacers.



ARGOS WHITE, BLACK 60x120 cm



ULTRA ARGOS WHITE 60x60 cm ± 20 mm | GREY 60x60 cm ± 20 mm

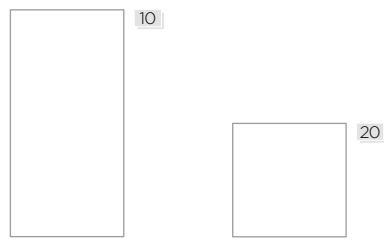


ARGOS GREY, BLACK 60x120 cm



ARGOS BEIGE, BLACK 60x120 cm | IKON RIGAT-ONE AMBER 60x120 cm

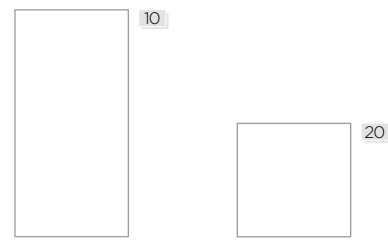
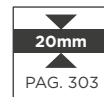
argos **white**



304201 581 ■ Argos White
60x120 cm Rett.
24"x48" Rect.
R10

304202 582 ■ Argos White
60x60 cm Rett.
24"x24" Rect.
R10

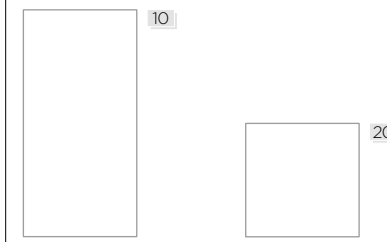
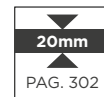
argos **grey**



304130 581 ■ Argos Grey
60x120 cm Rett.
24"x48" Rect.
R10

304131 582 ■ Argos Grey
60x60 cm Rett.
24"x24" Rect.
R10

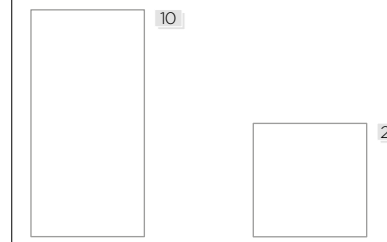
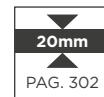
argos **black**



304124 581 ■ Argos Black
60x120 cm Rett.
24"x48" Rect.
R10

304125 582 ■ Argos Black
60x60 cm Rett.
24"x24" Rect.
R10

argos **beige**



304127 581 ■ Argos Beige
60x120 cm Rett.
24"x48" Rect.
R10




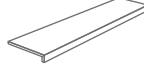





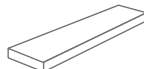


304128 582 ■ Argos Beige
60x60 cm Rett.
24"x24" Rect.
R10





ULTRA ARGOS BEIGE 60x60 cm ± 20 mm

pezzi speciali • trims • pièces spéciales • formteile

			WHITE	GREY	BLACK	BEIGE
	Battiscopa 7x60 cm	20  502 	802433	802393	802385	802389
	★ Gradino Frontale Elle Costa Retta 30x120x5 cm	1  574 	802434	802394	802386	802390
	★ Gradino Angolare Elle Costa Retta DX 30x120x5 cm	1  575 	802435	802395	802387	802391
	★ Gradino Angolare Elle Costa Retta SX 30x120x5 cm	1  575 	802436	802396	802388	802392

★ Disponibili solo su ordinazione . Available on demand

pesi e misure • weight and sizes • poids et mesures • gewichte und verpackungen

dimensioni sizes dimensions abmessungen	spessore thickness épaisseur stärke	pz/collo pcs/box pc/boite stk/ktn	mq/collo sqm/box m/boite qm/ktn	kg/collo kg/box kg/boite kg/ktn	colli/pallet box/europal boites/europal ktn/europal	mq/pallet sqm/pallet m/pallet qm/pallet	kg/europal kg/europal kg/europal kg/europal
Fondo 60x120 Rettificato	9,5 mm	2	1,44	30,50	35	50,40	1090
Fondo 60x60 Rettificato	8 mm	5	1,80	31,25	32	57,60	1020



MASK GRAPHITE 60x120 cm

maskcollection

GRES PORCELLANATO IMPASTO COLORATO
 COLORED BODY PORCELAIN STONEWARE
 GRÈS CÉRAME MASSE COLORÉ
 FEINSTEINZEUG MIT EINGEFAERBTEN SCHERBEN






colori • colors • couleurs • farben



IVORY TOBACCO SILVER GRAPHITE

formati • sizes • formats • formate



 60x120 24"x48" Rettificato Rectified R10 ≈ 9,5 mm	 60x60 24"x24" Rettificato Rectified R10 ≈ 8 mm	 30x60 12"x24" Rettificato Rectified R10 ≈ 8 mm
--	--	--

OUTDOOR ≈ 20 mm ≈ 30 mm

Dettagli della gamma spessorati per esterno a pagina 280 . Details of the exterior flooring range on page 280
 Détails de la gamme de revêtements de sol extérieurs page 280 . Détails zum Außenboden-Sortiment auf Seite 280



 40,5x81 16"x32" Rettificato Rectified R11 ≈ 20 mm	 60x60 24"x24" Rettificato Rectified R11 ≈ 20 mm	 60x60 24"x24" Rettificato Rectified R11 ≈ 30 mm
---	---	---

Per una posa ottimale si raccomanda l'utilizzo di distanziatori autolivellanti.
 For an optimum installation we recommend the use of self-leveling spacers.



MASK TOBACCO, IVORY 60x120 cm




MASK SILVER 60x120 cm



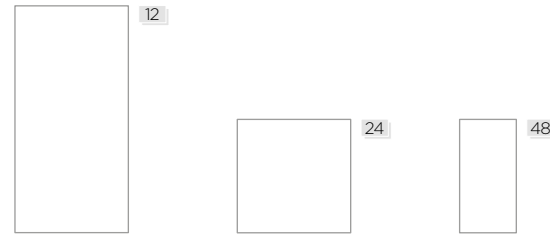
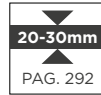
MASK TOBACCO, GRAPHITE 60x120 cm

mask **ivory**



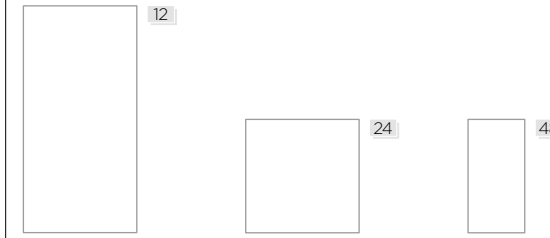
- 304015** 581 ■
Mask Ivory
60x120 cm Rett.
24"x48" Rect.
R10 3D
- 304019** 582 ■
Mask Ivory
60x60 cm Rett.
24"x24" Rect.
R10 3D
- 304023** 584 ■
Mask Ivory
30x60 cm Rett.
12"x24" Rect.
R10 3D

mask **tobacco**



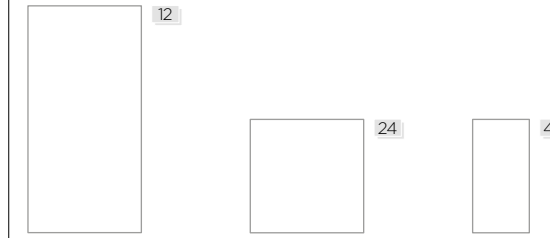
- 304012** 581 ■
Mask Tobacco
60x120 cm Rett.
24"x48" Rect.
R10 3D
- 304016** 582 ■
Mask Tobacco
60x60 cm Rett.
24"x24" Rect.
R10 3D
- 304020** 584 ■
Mask Tobacco
30x60 cm Rett.
12"x24" Rect.
R10 3D

mask **silver**



- 304013** 581 ■
Mask Silver
60x120 cm Rett.
24"x48" Rect.
R10 3D
- 304017** 582 ■
Mask Silver
60x60 cm Rett.
24"x24" Rect.
R10 3D
- 304021** 584 ■
Mask Silver
30x60 cm Rett.
12"x24" Rect.
R10 3D

mask **graphite**



- 304014** 581 ■
Mask Graphite
60x120 cm Rett.
24"x48" Rect.
R10 3D
- 304018** 582 ■
Mask Graphite
60x60 cm Rett.
24"x24" Rect.
R10 3D
- 304022** 584 ■
Mask Graphite
30x60 cm Rett.
12"x24" Rect.
R10 3D



decori • decors • décors • dekore



304116 530 ■
Mos. Cassettone
Mask Graphite (20x20)
+ Mask Silver (Losanga)
27x31 cm Rett.
10³/₈"x12³/₁₆" Rect.



304185 530 ■
Mos. Cassettone
Mask Tobacco (20x20)
+Mask Ivory (Losanga)
27x31 cm Rett.
10³/₈"x12³/₁₆" Rect.



304180 586 ■
Mos. Triangolo
Cassettone Mask Silver
7x3,5 cm Rett.
2³/₄"x1³/₈" Rect.


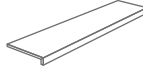

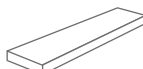


304181 586 ■
Mos. Triangolo
Cassettone Mask Ivory
7x3,5 cm Rett.
2³/₄"x1³/₈" Rect.



MASK MOS. CASSETTONE MASK GRAPHITE / MASK SILVER 27x31 cm

pezzi speciali • trims • pièces spéciales • formteile

			IVORY	TOBACCO	SILVER	GRAPHITE
 Battiscopa 7x60 cm	20 502		802288	802285	802286	802287
 ★ Gradino Frontale Elle Costa Retta 30x120x5 cm	1 574		802300	802291	802294	802297
 ★ Gradino Angolare Elle Costa Retta DX 30x120x5 cm	1 575		802301	802292	802295	802298
 ★ Gradino Angolare Elle Costa Retta SX 30x120x5 cm	1 575		802302	802293	802296	802299

★ **Disponibili solo su ordinazione** . Available on demand

pesi e misure • weight and sizes • poids et mesures • gewichte und verpackungen

dimensioni sizes dimensions abmessungen	spessore thickness épaisseur stärke	pz/collo pcs/box pc/boite stk/ktn	mq/collo sqm/box m/boite qm/ktn	kg/collo kg/box kg/boite kg/ktn	colli/pallet box/euopal boites/euopal ktn/euopal	mq/pallet sqm/pallet m/pallet qm/pallet	kg/euopal kg/euopal kg/euopal kg/euopal
Fondo 60x120 Rettificato	9,5 mm	2	1,44	30,50	35	50,40	1090
Fondo 60x60 Rettificato	8 mm	5	1,80	31,25	32	57,60	1020
Fondo 30x60 Rettificato	8 mm	10	1,80	31,25	32	57,60	1020
Cassettone Mask + Mask 27x31	9,5 mm	12	0,90	-	42	37,80	-



MANSION MID 60x120 cm

mansioncollection

GRES PORCELLANATO IMPASTO COLORATO

COLORED BODY PORCELAIN STONEWARE

GRÈS CÉRAME MASSE COLORÉ

FEINSTEINZEUG MIT EINGEFAERBTEN SCHERBEN



colori • colors • couleurs • farben

V2



COLD

MID

EXTREME

WARM

formati • sizes • formats • formate

DCOF
≥0.42

R10

R11



60x120 24"x48"
Rettificato
Rectified
R10 / R11
≈ 9,5 mm



60x60 24"x24"
Rettificato
Rectified
R10 / R11
≈ 9,5 mm

OUTDOOR ≈ 20 mm

Dettagli della gamma spessorati per esterno a pagina 280 . Details of the exterior flooring range on page 280
Détails de la gamme de revêtements de sol extérieurs page 280 . Détails zum Außenboden-Sortiment auf Seite 280

DCOF
≥0.42

R11



60x60 24"x24"
Rettificato
Rectified
R11
≈ 20 mm

Per una posa ottimale si raccomanda l'utilizzo di distanziatori autolivellanti.
For an optimum installation we recommend the use of self-leveling spacers.

Il formato 60x60 cm OUT è ricavato dal 60x120 OUT per garantire la massima omogeneità estetica nelle installazioni modulari.
The 60x60 (24"x24") OUT size is obtained from the 60x120 (24"x48") OUT to ensure the most aesthetic homogeneity in modular installations.



MANSION COLD 60x120 cm



MANSION EXTREME 60x60 cm

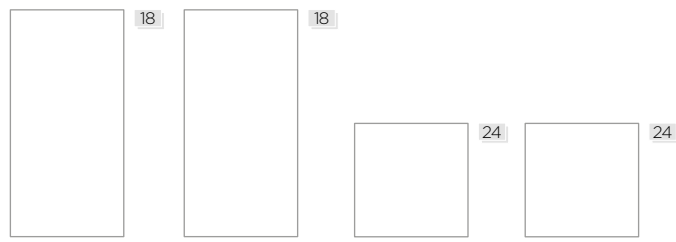


MANSION MID 60x120 cm | **ULTRA MANSION MID** 60x60 cm \approx 20 mm



MANSION WARM, WARM OUT R11 60x120 cm

mansion cold

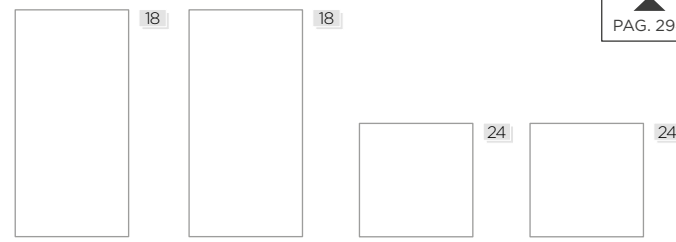


- 303740** 534 ■ Mansion Cold 60x120 cm Rett. 24"x48" Rect. **R10**
- 303752** 581 ■ Mansion Cold 60x120 cm Rett. 24"x48" Rect. **OUT R11**
- 303744** 520 ■ Mansion Cold 60x60 cm Rett. 24"x24" Rect. **R10**
- 303756** 525 ■ Mansion Cold 60x60 cm Rett. 24"x24" Rect. **OUT R11**



- 303765** 566 ■ Mosaico 5x5 Mansion Cold 30x30 cm Rett. 12"x12" Rect. 12 **R10**

mansion mid

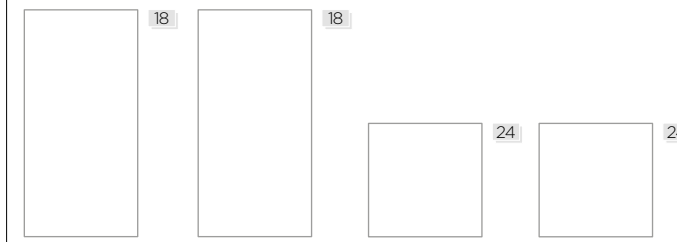


- 303741** 534 ■ Mansion Mid 60x120 cm Rett. 24"x48" Rect. **R10**
- 303753** 581 ■ Mansion Mid 60x120 cm Rett. 24"x48" Rect. **OUT R11**
- 303745** 520 ■ Mansion Mid 60x60 cm Rett. 24"x24" Rect. **R10**
- 303757** 525 ■ Mansion Mid 60x60 cm Rett. 24"x24" Rect. **OUT R11**



- 303766** 566 ■ Mosaico 5x5 Mansion Mid 30x30 cm Rett. 12"x12" Rect. 12 **R10**

mansion extreme

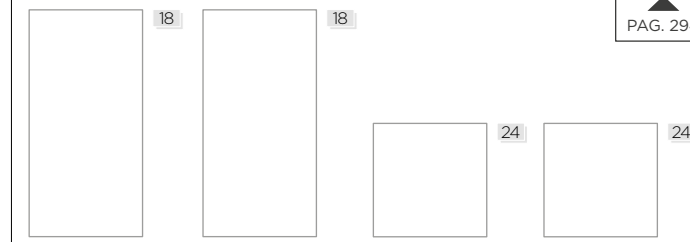


- 303742** 534 ■ Mansion Extreme 60x120 cm Rett. 24"x48" Rect. **R10**
- 303754** 581 ■ Mansion Extreme 60x120 cm Rett. 24"x48" Rect. **OUT R11**
- 303746** 520 ■ Mansion Extreme 60x60 cm Rett. 24"x24" Rect. **R10**
- 303758** 525 ■ Mansion Extreme 60x60 cm Rett. 24"x24" Rect. **OUT R11**



- 303767** 566 ■ Mosaico 5x5 Mansion Extreme 30x30 cm Rett. 12"x12" Rect. 12 **R10**

mansion warm



- 303739** 534 ■ Mansion Warm 60x120 cm Rett. 24"x48" Rect. **R10**
- 303751** 581 ■ Mansion Warm 60x120 cm Rett. 24"x48" Rect. **OUT R11**
- 303743** 520 ■ Mansion Warm 60x60 cm Rett. 24"x24" Rect. **R10**
- 303755** 525 ■ Mansion Warm 60x60 cm Rett. 24"x24" Rect. **OUT R11**




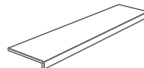


- 303764** 566 ■ Mosaico 5x5 Mansion Mid 30x30 cm Rett. 12"x12" Rect. 12 **R10**





ULTRA MANSION MID 60x60 cm ± 20 mm, WARM 60x60 cm ± 20 mm

pezzi speciali • trims • pièces spéciales • formteile

			COLD	MID	EXTREME	WARM
	Battiscopa 7x60 cm	20 502	801723	801724	801725	801722
	★ Gradino Frontale Elle Costa Retta 30x120x5 cm	1 574	801727L	801728L	801729L	801726L
	30x120x5 cm OUT R11	574	801794L	801795L	801796L	801797L
	★ Gradino Angolare Elle Costa Retta DX 30x120x5 cm	1 575	801731L	801732L	801733L	801730L
	30x120x5 cm OUT R11	575	801798L	801799L	801800L	801801L
	★ Gradino Angolare Elle Costa Retta SX 30x120x5 cm	1 575	801735L	801736L	801737L	801734L
	30x120x5 cm OUT R11	575	801802L	801803L	801804L	801805L

★ Disponibili solo su ordinazione . Available on demand

pesi e misure • weight and sizes • poids et mesures • gewichte und verpackungen

dimensioni sizes dimensions abmessungen	spessore thickness épaisseur stärke	pz/collo pcs/box pc/boite stk/ktn	mq/collo sqm/box m/boite qm/ktn	kg/collo kg/box kg/boite kg/ktn	colli/pallet box/europal boites/europal ktn/europal	mq/pallet sqm/pallet m/pallet qm/pallet	kg/europal kg/europal kg/europal kg/europal
Fondo 60x120 Rettificato	9,5 mm	2	1,44	30,50	35	50,40	1090
Fondo 60x120 Rettificato OUT	9,5 mm	2	1,44	30,50	35	50,40	1090
Fondo 60x60 Rettificato	9,5 mm	4	1,44	28,00	32	46,08	915
Fondo 60x60 Rettificato OUT	9,5 mm	4	1,44	28,00	32	46,08	915



NATURE NERO 60x120 cm

naturecollection

GRES PORCELLANATO IMPASTO COLORATO

COLORED BODY PORCELAIN STONEWARE
GRÈS CÉRAME MASSE COLORÉ
FEINSTEINZEUG MIT EINGEFAERBTEN SCHERBEN


GRES PORCELLANATO *

PORCELAIN STONEWARE
GRÈS CÉRAME
FEINSTEINZEUG



colori • colors • couleurs • farben

V2



BIANCO

GRIGIO

GREIGE


NERO

formati • sizes • formats • formate

DCOF
≥0.42

R10

R11



60x120 24"x48"
Rettificato
Rectified
R10
± 9,5 mm



60x60 24"x24"
Rettificato
Rectified
R10 / R11
± 9,5 mm



30x60 12"x24"
Rettificato
Rectified
R10
± 9,5 mm



31x62 12"x24"
Naturale
Natural
R11
± 9 mm *



15,3x31 6"x12"
Naturale
Natural
R11
± 9 mm *

Per una posa ottimale si raccomanda l'utilizzo di distanziatori autolivellanti.
For an optimum installation we recommend the use of self-leveling spacers.



NATURE BIANCO OUT R11 31x62 cm



NATURE GREIGE 60x120 cm

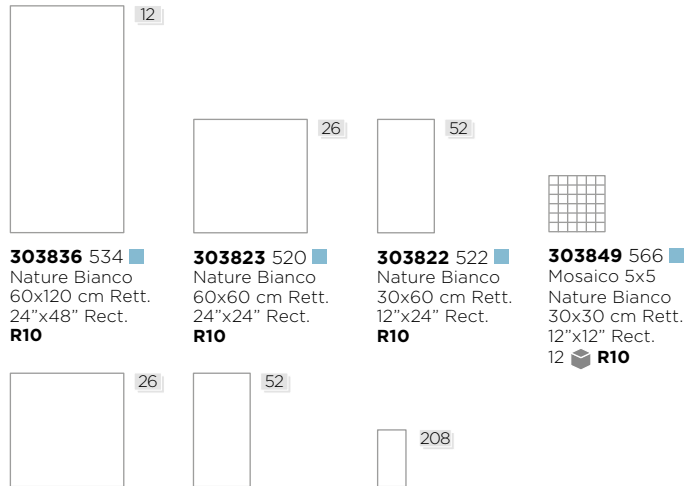


NATURE GRIGIO 60x120 cm | GRIGIO OUT 60x60 cm



NATURE NERO 60x120 cm

nature bianco



303836 534 ■ Nature Bianco 60x120 cm Rett. 24"x48" Rect. **R10**

303823 520 ■ Nature Bianco 60x60 cm Rett. 24"x24" Rect. **R10**

303822 522 ■ Nature Bianco 30x60 cm Rett. 12"x24" Rect. **R10**

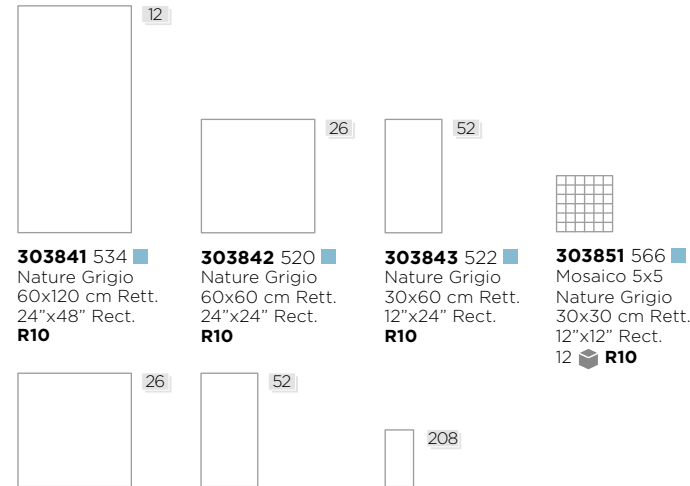
303849 566 ■ Mosaico 5x5 Nature Bianco 30x30 cm Rett. 12"x12" Rect. 12 ■ **R10**

303824 522 ■ Nature Bianco 60x60 cm Rett. 24"x24" Rect. **OUT R11**

303916 520 ■ Nature Bianco 31x62 cm 12"x24" Rect. **OUT R11**

303996 520 ■ Nature Bianco 15,3x31 cm 6"x12" Rect. **OUT R11**

nature grigio



303841 534 ■ Nature Grigio 60x120 cm Rett. 24"x48" Rect. **R10**

303842 520 ■ Nature Grigio 60x60 cm Rett. 24"x24" Rect. **R10**

303843 522 ■ Nature Grigio 30x60 cm Rett. 12"x24" Rect. **R10**

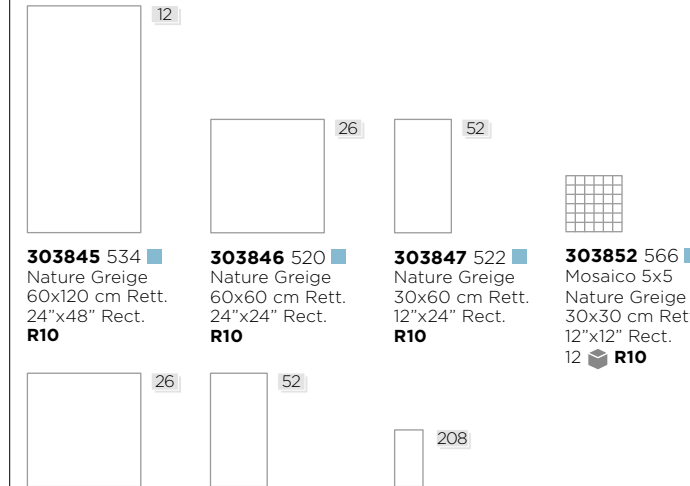
303851 566 ■ Mosaico 5x5 Nature Grigio 30x30 cm Rett. 12"x12" Rect. 12 ■ **R10**

303844 522 ■ Nature Grigio 60x60 cm Rett. 24"x24" Rect. **OUT R11**

303917 520 ■ Nature Grigio 31x62 cm 12"x24" Rect. **OUT R11**

303997 520 ■ Nature Grigio 15,3x31 cm 6"x12" Rect. **OUT R11**

nature greige



303845 534 ■ Nature Greige 60x120 cm Rett. 24"x48" Rect. **R10**

303846 520 ■ Nature Greige 60x60 cm Rett. 24"x24" Rect. **R10**

303847 522 ■ Nature Greige 30x60 cm Rett. 12"x24" Rect. **R10**

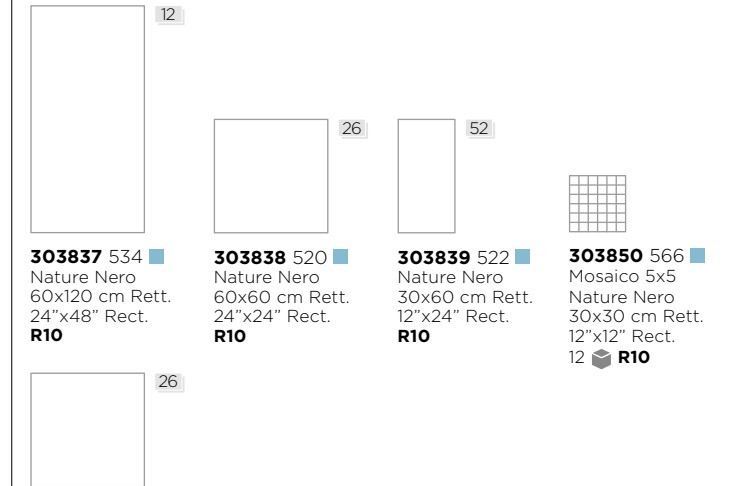
303852 566 ■ Mosaico 5x5 Nature Greige 30x30 cm Rett. 12"x12" Rect. 12 ■ **R10**

303848 522 ■ Nature Greige 60x60 cm Rett. 24"x24" Rect. **OUT R11**

303918 520 ■ Nature Greige 31x62 cm 12"x24" Rect. **OUT R11**

303998 520 ■ Nature Greige 15,3x31 cm 6"x12" Rect. **OUT R11**

nature nero



303837 534 ■ Nature Nero 60x120 cm Rett. 24"x48" Rect. **R10**

303838 520 ■ Nature Nero 60x60 cm Rett. 24"x24" Rect. **R10**

303839 522 ■ Nature Nero 30x60 cm Rett. 12"x24" Rect. **R10**

303850 566 ■ Mosaico 5x5 Nature Nero 30x30 cm Rett. 12"x12" Rect. 12 ■ **R10**



















303840 522 ■ Nature Nero 60x60 cm Rett. 24"x24" Rect. **OUT R11**





NATURE GREIGE OUT R11 15,3x31 cm

pezzi speciali • trims • pièces spéciales • formteile

		BIANCO	GRIGIO	GREIGE	NERO
 Battiscopa 7x60 cm	20  502 	801828	801830	801831	801829
 ★ Gradino Frontale Elle Costa Retta 30x120x5 cm	1  574 	801832L	801838L	801841L	801835L
31x62x5 cm OUT R11	587 	801864L	801865L	801866L	-
 ★ Gradino Angolare Elle Costa Retta DX 30x120x5 cm	1  575 	801833L	801839L	801842L	801836L
31x62x5 cm OUT R11	562 	801867L	801869L	801871L	-
 ★ Gradino Angolare Elle Costa Retta SX 30x120x5 cm	1  575 	801834L	801840L	801843L	801837L
31x62x5 cm OUT R11	562 	801868L	801870L	801872L	-
 ★ Terminale a Elle Monolitico 15x30x4 cm OUT R11	8  505 	801861	801862	801863	-

★ Disponibili solo su ordinazione . Available on demand

★ È OBBLIGATORIO posare il Terminale a Elle Monolitico SFALSATO essendo di dimensione diversa rispetto alle piastrelle

It is MANDATORY to lay Terminale a Elle Monolitico STAGGERED (not following same joint) due to the difference in dimension between tiles and special pieces

pesi e misure • weight and sizes • poids et mesures • gewichte und verpackungen

dimensioni sizes dimensions abmessungen	spessore thickness épaisseur stärke	pz/collo pcs/box pc/boite stk/ktn	mq/collo sqm/box m/boite qm/ktn	kg/collo kg/box kg/boite kg/ktn	colli/pallet box/europal boites/europal ktn/europal	mq/pallet sqm/pallet m/pallet qm/pallet	kg/europal kg/europal kg/europal kg/europal
Fondo 60x120 Rettificato	9,5 mm	2	1,44	30,50	35	50,40	1090
Fondo 60x60 Rettificato / Out	9,5 mm	4	1,44	27,20	32	46,08	890
Fondo 30x60 Rettificato	9,5 mm	8	1,44	27,20	32	46,08	890
Fondo 31x62 Out	9 mm	7	1,35	22,60	60	81,00	1380
Fondo 15,3x31 Out	9 mm	17	0,80	14,00	85	68,51	1210



ASPEN ANTRACITE 60x120 cm

aspencollection

GRES PORCELLANATO IMPASTO COLORATO
 COLORED BODY PORCELAIN STONEWARE
 GRÈS CÉRAME MASSE COLORÉ
 FEINSTEINZEUG MIT EINGEFAERBTEN SCHERBEN

GRES PORCELLANATO *
 PORCELAIN STONEWARE
 GRÈS CÉRAMÉ
 FEINSTEINZEUG



colori • colors • couleurs • farben

V3



BIANCO GRIGIO FUMÈ ANTRACITE BEIGE

formati • sizes • formats • formate

DCOF ≥0.42 R10 R11

60x120 24"x48"	60x60 24"x24"	30x60 12"x24"	31x62 12"x24"	15,3x31 6"x12"
Rettificato Rectified	Rettificato Rectified	Rettificato Rectified	Naturale Natural	Naturale Natural
R10 ≈ 9,5 mm	R10 ≈ 9,5 mm	R10 ≈ 9 mm *	R10 / R11 ≈ 9 mm *	R11 ≈ 9 mm *

OUTDOOR ≈ 20 mm ≈ 30 mm

Dettagli della gamma spessorati per esterno a pagina 280 . Details of the exterior flooring range on page 280
 Détails de la gamme de revêtements de sol extérieurs page 280 . Détails zum Außenboden-Sortiment auf Seite 280

DCOF ≥0.42 R11

60x120 24"x48"	81x81 32"x32"	40,5x81 16"x32"	60x60 24"x24"	45x90 18"x36"	60x60 24"x24"
Rettificato Rectified	Rettificato Rectified	Rettificato Rectified	Rettificato Rectified	Rettificato Rectified	Rettificato Rectified
R11 ≈ 20 mm	R11 ≈ 20 mm	R11 ≈ 20 mm	R11 ≈ 20 mm	R11 ≈ 30 mm	R11 ≈ 30 mm

Per una posa ottimale si raccomanda l'utilizzo di distanziatori autolivellanti.
 For an optimum installation we recommend the use of self-leveling spacers.



ASPEN GRIGIO, ANTRACITE 60x120 cm | ULTRA ASPEN GRIGIO 60x120 cm \approx 20 mm



ASPEN BEIGE, BEIGE OUT R11 31x62 cm

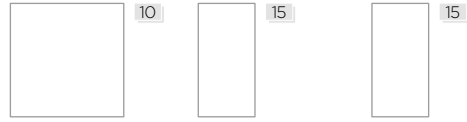


ASPEN FUMÈ 60x60 cm | NEW ULTRA ASPEN FUMÈ 60x60 cm \approx 20 mm



ASPEN BIANCO 31x62 cm

aspen bianco

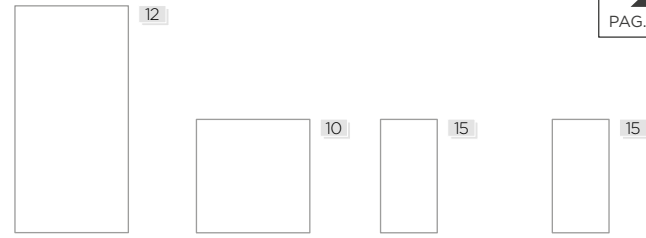
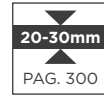


- R03836 520** Aspen Bianco 60x60 cm Rett. 24"x24" Rect. **R10**
- R03526 522** Aspen Bianco 30x60 cm Rett. 12"x24" Rect. **R10**
- 8TB335 520** Aspen Bianco 31x62 cm 12"x24" **R10**



- 8TB342 520** Aspen Bianco 31x62 cm 12"x24" OUT **R11**
- 8TB343A 520** Aspen Bianco 15,3x31 cm 6"x12" OUT **R11**

aspen grigio

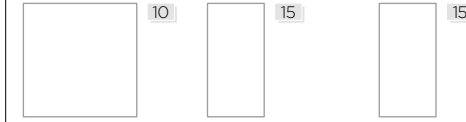


- R03938 534** Aspen Grigio 60x120 cm Rett. 24"x48" Rect. **R10**
- R03714 520** Aspen Grigio 60x60 cm Rett. 24"x24" Rect. **R10**
- R03972 522** Aspen Grigio 30x60 cm Rett. 12"x24" Rect. **R10**
- 8TB314 520** Aspen Grigio 31x62 cm 12"x24" **R10**



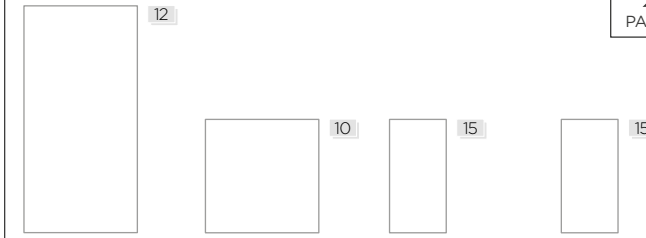
- 8TB339 520** Aspen Grigio 31x62 cm 12"x24" OUT **R11**
- 8TB341 520** Aspen Grigio 15,3x31 cm 6"x12" OUT **R11**

aspen fumè



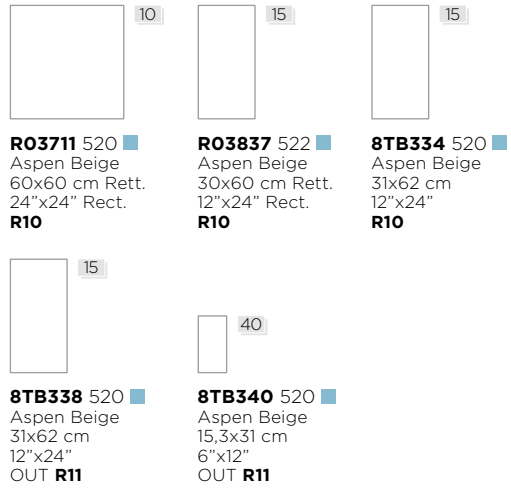
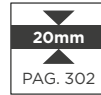
- R03713 520** Aspen Fumè 60x60 cm Rett. 24"x24" Rect. **R10**
- R03834 522** Aspen Fumè 30x60 cm Rett. 12"x24" Rect. **R10**
- 8TB336 520** Aspen Fumè 31x62 cm 12"x24" **R10**

aspen antracite



- R03937 534** Aspen Antracite 60x120 cm Rett. 24"x48" Rect. **R10**
- R03710 520** Aspen Antracite 60x60 cm Rett. 24"x24" Rect. **R10**
- R03835 522** Aspen Antracite 30x60 cm Rett. 12"x24" Rect. **R10**
- 8TB337 520** Aspen Antracite 31x62 cm 12"x24" **R10**





pezzi speciali • trims • pièces spéciales • formteile

		BIANCO	GRIGIO	FUMÈ	ANTRACITE	BEIGE
Battiscopa 7x60 cm	20 502	R04370	R04228	R04229	R04230	R04198
Gradino Frontale Elle Costa Retta 31x62x5 cm	1 587	R03537L	R03535L	R03538L	R03534L	R03536L
31x62x5 cm OUT R11	587	R05059L	R04898L			R04899L
30x120x5 cm	574		R04366L		R04367L	
Gradino Angolare Elle Costa Retta DX 31x62x5 cm	1 562	R03542L	R03540L	R03543L	R03539L	R03541L
31x62x5 cm OUT R11	562	R05060L	R04900L			R04901L
30x120x5 cm	575		R04368L		R04369L	
Gradino Angolare Elle Costa Retta SX 31x62x5 cm	1 562	R04740L	R04394L	R04395L	R04393L	R04396L
31x62x5 cm OUT R11	562	R05061L	R04902L			R04903L
30x120x5 cm	575		R04399L		R04398L	
Terminale a Elle Monolitico 15x30x4 cm OUT R11	8 505	R05058	R04348			R04347

* **Disponibili solo su ordinazione** . Available on demand
 * **È OBBLIGATORIO posare il Terminale a Elle Monolitico SFALSATO essendo di dimensione diversa rispetto alle piastrelle**
 It is MANDATORY to lay Terminale a Elle Monolitico STAGGERED (not following same joint) due to the difference in dimension between tiles and special pieces

pesi e misure • weight and sizes • poids et mesures • gewichte und verpackungen

dimensioni sizes dimensions abmessungen	spessore thickness épaisseur stärke	pz/collo pcs/box pc/boite stk/ktn	mq/collo sqm/box m/boite qm/ktn	kg/collo kg/box kg/boite kg/ktn	colli/pallet box/eurolal boites/eurolal ktn/eurolal	mq/pallet sqm/pallet m/pallet qm/pallet	kg/eurolal kg/eurolal kg/eurolal kg/eurolal
Fondo 60x120 Rettificato	9,5 mm	2	1,44	30,50	35	50,40	1090
Fondo 60x60 Rettificato	9,5 mm	5	1,80	34,15	24	43,20	840
Fondo 30x60 Rettificato	9 mm	7	1,26	23,90	40	50,40	980
Fondo 31x62	9 mm	7	1,35	22,60	60	81,00	1380
Fondo 15,3x31	9 mm	17	0,80	14,00	85	68,51	1210



VALS LIGHT 60x60 cm

pietradivalscollection

GRES PORCELLANATO IMPASTO COLORATO

COLORED BODY PORCELAIN STONWARE
GRÈS CÉRAME MASSE COLORÉ
FEINSTEINZEUG MIT EINGEFAERBTEN SCHERBEN

GRES PORCELLANATO *

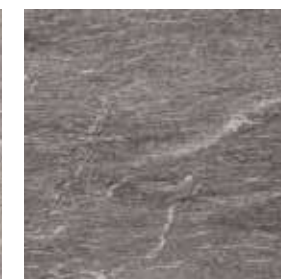
PORCELAIN STONWARE
GRÈS CÉRAME
FEINSTEINZEUG



colori • colors • couleurs • farben



LIGHT



DARK



MIX COLD



MURO DI SIENA VALS




formati • sizes • formats • formate

DCOF
≥0.42

R10


R11



60x120 24"x48"
Rettificato
Rectified
R10
≈ 9,5 mm



60x60 24"x24"
Rettificato
Rectified
R10
≈ 9,5 mm



30x60 12"x24"
Rettificato
Rectified
R10
≈ 9,5 mm



31x62 12"x24"
Naturale
Natural
R11
≈ 9 mm *



15,3x31 6"x12"
Naturale
Natural
R11
≈ 9 mm *

OUTDOOR ≈ 20 mm

Dettagli della gamma spessorati per esterno a pagina 280 . Details of the exterior flooring range on page 280
Détails de la gamme de revêtements de sol extérieurs page 280 . Détails zum Außenboden-Sortiment auf Seite 280

DCOF
≥0.42

R11



60x60 24"x24"
Rettificato
Rectified
R11
≈ 20 mm

Per una posa ottimale si raccomanda l'utilizzo di distanziatori autolivellanti.
For an optimum installation we recommend the use of self-leveling spacers.



VALS LIGHT 60x60 cm | NEW ULTRA VALS LIGHT 60x60 cm ± 20 mm



VALS MIX COLD 15,3x31 cm




VALS DARK 60x120 cm



MURO DI SIENA VALS 31x62 cm

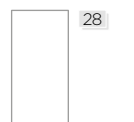
vals light



303475 534 ■
Vals Light
60x120 cm Rett.
24"x48" Rect.
R10



303476 520 ■
Vals Light
60x60 cm Rett.
24"x24" Rect.
R10




303477 522 ■
Vals Light
30x60 cm Rett.
12"x24" Rect.
R10



303493 556 ■
Mosaico Multi
Vals Light
30x60 cm Rett.
12"x24" Rect.
5 ■ **R10**



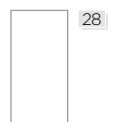
vals dark



303490 534 ■
Vals Dark
60x120 cm Rett.
24"x48" Rect.
R10



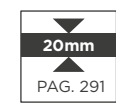
303491 520 ■
Vals Dark
60x60 cm Rett.
24"x24" Rect.
R10



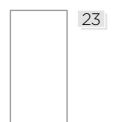
303492 522 ■
Vals Dark
30x60 cm Rett.
12"x24" Rect.
R10



303494 556 ■
Mosaico Multi
Vals Dark
30x60 cm Rett.
12"x24" Rect.
5 ■ **R10**



muro di siena vals



R04405 520 ■
Muro di Siena Vals
31x62 cm
12"x24"
R11



vals mixcold

















303516 520 ■
Vals Mix Cold
15,3x31 cm
6"x12"
R11





NEW ULTRA VALS LIGHT 60x60 cm ± 20 mm

pezzi speciali • trims • pièces spéciales • formteile

			LIGHT	DARK	MURO DI SIENA VALS	MIX COLD
	Battiscopa 7x60 cm	20  502 	801517	801521	-	-
	* Gradino Frontale Elle Costa Retta 30x120x5 cm	1  574 	801518L	801522L	-	-
	* Gradino Angolare Elle Costa Retta DX 30x120x5 cm	1  575 	801519L	801523L	-	-
	* Gradino Angolare Elle Costa Retta SX 30x120x5 cm	1  575 	801520L	801524L	-	-
	* Terminale a Elle Monolitico 15x30x4 cm OUT R11	8  505 	-	-	-	801533

* Disponibili solo su ordinazione . Available on demand

* È OBBLIGATORIO posare il Terminale a Elle Monolitico SFALSATO essendo di dimensione diversa rispetto alle piastrelle
It is MANDATORY to lay Terminale a Elle Monolitico STAGGERED (not following same joint) due to the difference in dimension between tiles and special pieces

pesi e misure • weight and sizes • poids et mesures • gewichte und verpackungen

dimensioni sizes dimensions abmessungen	spessore thickness épaisseur stärke	pz/collo pcs/box pc/boite stk/ktn	mq/collo sqm/box m/boite qm/ktn	kg/collo kg/box kg/boite kg/ktn	colli/pallet box/euopal boites/euopal ktn/euopal	mq/pallet sqm/pallet m/pallet qm/pallet	kg/euopal kg/euopal kg/euopal
Fondo 60x120 Rettificato	9,5 mm	2	1,44	30,50	35	50,40	1090
Fondo 60x60 Rettificato	9,5 mm	5	1,80	34,15	24	43,20	840
Fondo 30x60 Rettificato	9,5 mm	7	1,26	23,90	40	50,40	980
Fondo 31x62 Out	9 mm	7	1,35	23,30	60	81,00	1425
Fondo 15,3x31 Out	9 mm	17	0,80	14,00	85	68,51	1210



PIETRA DI BAVIERA 60x60-30x60 cm

pietra di baviera collection

GRES PORCELLANATO IMPASTO COLORATO

COLORED BODY PORCELAIN STONEWARE

GRÈS CÉRAME MASSE COLORÉ

FEINSTEINZEUG MIT EINGEFAERBTEN SCHERBEN



colori • colors • couleurs • farben

V4



PIETRA DI BAVIERA

formati • sizes • formats • formate

DCOF
≥0.42

R10



60x60 24"x24"
Rettificato
Rectified
R10
≈ 9,5 mm



30x60 12"x24"
Rettificato
Rectified
R10
≈ 9,5 mm

OUTDOOR ≈ 20 mm

Dettagli della gamma spessorati per esterno a pagina 280 . Details of the exterior flooring range on page 280
Détails de la gamme de revêtements de sol extérieurs page 280 . Détails zum Außenboden-Sortiment auf Seite 280

DCOF
≥0.42

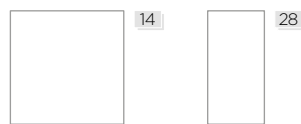
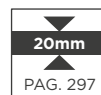
R11



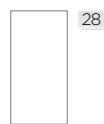
60x60 24"x24"
Rettificato
Rectified
R11
≈ 20 mm

Per una posa ottimale si raccomanda l'utilizzo di distanziatori autolivellanti.
For an optimum installation we recommend the use of self-leveling spacers.

pietra di baviera



303642 520 ■
Pietra di Baviera
60x60 cm Rett.
24"x24" Rect.
R10



303643 522 ■
Pietra di Baviera
30x60 cm Rett.
12"x24" Rect.
R10



303644 566 ■
Mosaico 5x5
Pietra di Baviera
30x30 cm Rett.
12"x12" Rect.
12 **R10**



pezzi speciali • trims pièces spéciales • formteile

			PIETRA DI BAVIERA
	Battiscopa 7x60 cm	20  502 	801546
	* Gradino Frontale Elle Costa Retta 30x60x5 cm	1  587 	801547L
	* Gradino Angolare Elle Costa Retta DX 30x60x5 cm	1  562 	801548L
	* Gradino Angolare Elle Costa Retta SX 30x60x5 cm	1  562 	801605L

* **Disponibili solo su ordinazione** . Available on demand



PIETRA DI BAVIERA 60x60 cm | **ULTRA BAVIERA** 60x60 cm ± 20 mm

pesi e misure • weight and sizes • poids et mesures • gewichte und verpackungen

dimensioni sizes dimensions abmessungen	spessore thickness épaisseur stärke	pz/collo pcs/box pc/boite stk/ktn	mq/collo sqm/box m/boite qm/ktn	kg/collo kg/box kg/boite kg/ktn	colli/pallet box/euopal boites/euopal ktn/euopal	mq/pallet sqm/pallet m/pallet qm/pallet	kg/euopal kg/euopal kg/euopal kg/euopal
Fondo 60x60 Rettificato	9,5 mm	5	1,80	34,15	24	43,20	840
Fondo 30x60 Rettificato	9,5 mm	7	1,26	23,90	40	50,40	980



QUARRY CLOUD 60x120 cm

quarrycollection

GRES PORCELLANATO IMPASTO COLORATO
COLORED BODY PORCELAIN STONEWARE
GRÈS CÉRAMÉ MASSE COLORÉ
FEINSTEINZEUG MIT EINGEFAERBTEN SCHERBEN



colori • colors • couleurs • farben

V3



MOON CLOUD MONSOON TUNDRA

formati • sizes • formats • formate

R10



60x120 24"x48"
Rettificato
Rectified
R10
≈ 9,5 mm



60x120 24"x48"
Rettificato
Rectified
Lappato in Cresta
≈ 9,5 mm



60x60 24"x24"
Rettificato
Rectified
R10
≈ 9,5 mm



30x60 12"x24"
Rettificato
Rectified
R10
≈ 9,5 mm

Per una posa ottimale si raccomanda l'utilizzo di distanziatori autolivellanti.
For an optimum installation we recommend the use of self-leveling spacers.



QUARRY MONSOON 60x120 cm

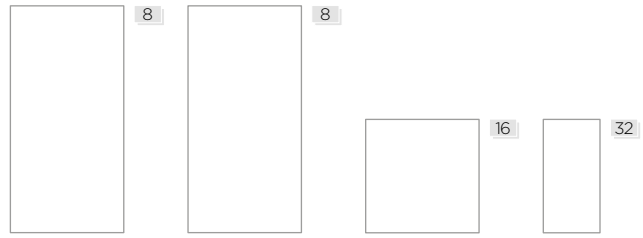


QUARRY MOON 30x60-60x60 cm | CLOUD 30x60 cm



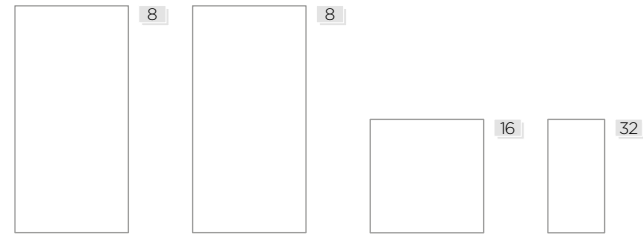
QUARRY TUNDRA 60x120 cm

quarry **moon**



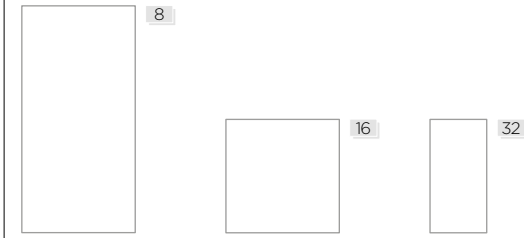
- 303276** 534 ■ Quarry Moon 60x120 cm Rett. 24"x48" Rect. **R10**
- 303334** 544 ■ Quarry Moon 60x120 cm Rett. 24"x48" Rect. **Lappato in cresta**
- 303277** 520 ■ Quarry Moon 60x60 cm Rett. 24"x24" Rect. **R10**
- 303278** 522 ■ Quarry Moon 30x60 cm Rett. 12"x24" Rect. **R10**

quarry **cloud**




- 303272** 534 ■ Quarry Cloud 60x120 cm Rett. 24"x48" Rect. **R10**
- 303333** 544 ■ Quarry Cloud 60x120 cm Rett. 24"x48" Rect. **Lappato in cresta**
- 303273** 520 ■ Quarry Cloud 60x60 cm Rett. 24"x24" Rect. **R10**
- 303274** 522 ■ Quarry Cloud 30x60 cm Rett. 12"x24" Rect. **R10**

quarry **monsoon**



- 303280** 534 ■ Quarry Monsoon 60x120 cm Rett. 24"x48" Rect. **R10**
- 303288** 520 ■ Quarry Monsoon 60x60 cm Rett. 24"x24" Rect. **R10**
- 303289** 522 ■ Quarry Monsoon 30x60 cm Rett. 12"x24" Rect. **R10**

quarry **tundra**




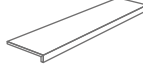


- 303291** 534 ■ Quarry Tundra 60x120 cm Rett. 24"x48" Rect. **R10**
- 303292** 520 ■ Quarry Tundra 60x60 cm Rett. 24"x24" Rect. **R10**
- 303293** 522 ■ Quarry Tundra 30x60 cm Rett. 12"x24" Rect. **R10**





QUARRY CLOUD 60x60 cm


pezzi speciali • trims • pièces spéciales • formteile

			MOON	CLOUD	MONSOON	TUNDRA
 Battiscopa 7x60 cm	20 502		801427	801426	801428	801429
 ★ Gradino Frontale Elle Costa Retta 30x120x5 cm	1 574		801431L	801430L	801432L	801433L
 ★ Gradino Angolare Elle Costa Retta DX 30x120x5 cm	1 575		801435L	801434L	801436L	801437L
 ★ Gradino Angolare Elle Costa Retta SX 30x120x5 cm	1 575		801439L	801438L	801440L	801441L

★ Disponibili solo su ordinazione . Available on demand

pesi e misure • weight and sizes • poids et mesures • gewichte und verpackungen

dimensioni sizes dimensions abmessungen	spessore thickness épaisseur stärke	pz/collo pcs/box pc/boite stk/ktn	mq/collo sqm/box m/boite qm/ktn	kg/collo kg/box kg/boite kg/ktn	colli/pallet box/europal boites/europal ktn/europal	mq/pallet sqm/pallet m/pallet qm/pallet	kg/europal kg/europal kg/europal kg/europal
Fondo 60x120 Rettificato / Lappato in cresta	9,5 mm	2	1,44	30,50	35	50,40	1090
Fondo 60x60 Rettificato	9,5 mm	5	1,80	34,15	24	43,20	840
Fondo 30x60 Rettificato	9,5 mm	7	1,26	23,90	40	50,40	980



STONE MIX PIOMBO 31x62 cm

stonemixcollection

GRES PORCELLANATO
 PORCELAIN STONEWARE
 GRÈS CÉRAMÉ
 FEINSTEINZEUG



colori • colors • couleurs • farben

V3



FANGO

PIOMBO

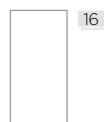
formati • sizes • formats • formate

R11



31x62 12"x24"
Naturale
 Natural
R11
 ≈ 9 mm

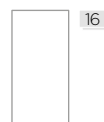
stone mix **fango**



STM001 520 ■
Stone Mix Fango
31x62 cm
12"x24"
R11



stone mix **piombo**



STM002 520 ■
Stone Mix Piombo
31x62 cm
12"x24"
R11



pezzi speciali • trims • pièces spéciales • formteile

			FANGO	PIOMBO
Battiscopa 7x62 cm	20 502		STM011	STM012
Gradino Frontale Elle Costa Retta 31x62x5 cm OUT R11	1 587		801780L	801781L
Gradino Angolare Elle Costa Retta DX 31x62x5 cm OUT R11	1 562		801782L	801783L
Gradino Angolare Elle Costa Retta SX 31x62x5 cm OUT R11	562		801784L	801785L
Terminale a Elle Monolitico 15x30x4 cm OUT R11	8 505		STM021	STM022

* Disponibili solo su ordinazione . Available on demand
* **È OBBLIGATORIO** posare il **Terminale a Elle Monolitico SFALSATO** essendo di dimensione diversa rispetto alle piastrelle
It is **MANDATORY** to lay **Terminale a Elle Monolitico STAGGERED** (not following same joint) due to the difference in dimension between tiles and special pieces



STONE MIX FANGO 31x62 cm

pesi e misure • weight and sizes • poids et mesures • gewichte und verpackungen

dimensioni sizes dimensions abmessungen	spessore thickness épaisseur stärke	pz/collo pcs/box pc/boite stk/ktn	mq/collo sqm/box m/boite qm/ktn	kg/collo kg/box kg/boite kg/ktn	colli/pallet box/europal boites/europal ktn/europal	mq/pallet sqm/pallet m/pallet qm/pallet	kg/europal kg/europal kg/europal kg/europal
Fondo 31x62	9 mm	7	1,35	22,80	60	81,00	1390



PIETRONE 31x62 cm | CEMENTONE GARE SAND OUT 31x62 cm

pietrone-roccionecollection

GRES PORCELLANATO
 PORCELAIN STONEWARE
 GRÈS CÉRAMÉ
 FEINSTEINZEUG



colori • colors • couleurs • farben

V4



PIETRONE



ROCCIONE


formati • sizes • formats • formate

R11



31x62 12"x24"
Naturale
 Natural
R11
 ≅ 9 mm

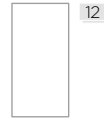
pietrone



R05062 520 ■
Pietrone
31x62 cm
12"x24"
R11



roccione



R05063 520 ■
Roccione
31x62 cm
12"x24"
R11



pezzi speciali • trims • pièces spéciales • formteile

	PIETRONE	ROCCIONE	
★ Terminale a Elle Monolitico 15x30x4 cm OUT R11	8 505	R04095	R04096

★ **É OBLIGATORIO** posare il **Terminale a Elle Monolitico SFALSATO** essendo di **dimensione diversa rispetto alle piastrelle**
It is **MANDATORY** to lay **Terminale a Elle Monolitico STAGGERED** (not following same joint) due to the difference in dimension between tiles and special pieces



ROCCIONE 31x62 cm | **NATURE GREIGE** OUT 31x62 cm

pesi e misure • weight and sizes • poids et mesures • gewichte und verpackungen

dimensioni sizes dimensions abmessungen	spessore thickness épaisseur stärke	pz/collo pcs/box pc/boite stk/ktn	mq/collo sqm/box m/boite qm/ktn	kg/collo kg/box kg/boite	colli/pallet box/euopal boites/euopal ktn/euopal	mq/pallet sqm/pallet m/pallet qm/pallet	kg/euopal kg/euopal kg/euopal kg/euopal
Fondo 31x62	9 mm	7	1,35	22,60	60	81,00	1380



SASSONE 15,3x31 cm

sassonecollection

GRES PORCELLANATO
 PORCELAIN STONWARE
 GRÈS CÉRAMÉ
 FEINSTEINZEUG



colori • colors • couleurs • farben

V4



SASSONE



MURETTO SASSONE

formati • sizes • formats • formate

R11




31x62 12"x24"
Naturale
 Natural
R11
 ≅ 9 mm



15,3x31 6"x12"
Naturale
 Natural
R11
 ≅ 9 mm

muretto sassone



303899 520 ■
Muretto Sassone
31x62 cm
12"x24"
R11



sassone



SSN001 520 ■
Sassone
15,3x31 cm
6"x12"
R11



pezzi speciali • trims • pièces spéciales • formteile

		SASSONE	
	Battiscopa 7,5x31 cm	46  501 	SSN011
	* Terminale a Elle Monolitico 15x30x4 cm OUT R11	8  505 	SSN021

*** É OBLIGATORIO posare il Terminale a Elle Monolitico SFALSATO essendo di dimensione diversa rispetto alle piastrelle**
It is MANDATORY to lay Terminale a Elle Monolitico STAGGERED (not following same joint) due to the difference in dimension between tiles and special pieces



MURETTO SASSONE 31x62 cm

pesi e misure • weight and sizes • poids et mesures • gewichte und verpackungen

dimensioni sizes dimensions abmessungen	spessore thickness épaisseur stärke	pz/collo pcs/box pc/boite stk/ktn	mq/collo sqm/box m/boite qm/ktn	kg/collo kg/box kg/boite kg/ktn	colli/pallet box/europal boites/europal ktn/europal	mq/pallet sqm/pallet m/pallet qm/pallet	kg/europal kg/europal kg/europal kg/europal
Fondo 31x62	9 mm	7	1,35	23,30	40	54,00	960
Fondo 15,3x31	9 mm	17	0,80	14,00	85	68,51	1210



SASSONE 15,3x31 cm

tavellonecollection

GRES PORCELLANATO
 PORCELAIN STONEWARE
 GRÈS CÉRAME
 FEINSTEINZEUG



colori • colors • couleurs • farben

V3



TERRE D'UMBRIA



VECCHIA FIRENZE

formati • sizes • formats • formate

R9

R11





15,3x31 6"x12"
Naturale
 Natural
R9 / R11
 ≈ 9 mm

tavellone **terre d'umbria**

 160	 160
TVN002 520 ■ Tavellone Terre d'Umbria 15,3x31 cm 6"x12" IN R9	TVN012 520 ■ Tavellone Terre d'Umbria 15,3x31 cm 6"x12" OUT R11

tavellone **vecchia firenze**

 160	 160
TVN001 520 ■ Tavellone Vecchia Firenze 15,3x31 cm 6"x12" IN R9	TVN011 520 ■ Tavellone Vecchia Firenze 15,3x31 cm 6"x12" OUT R11



pezzi speciali • trims • pièces spéciales • formteile

		TERRE D'UMBRIA	VECCHIA FIRENZE
 Battiscopa 7,5x31 cm	46  501 	TVN022	TVN021
 Terminale a Elle Monolitico 15x30x4 cm OUT R11	8  505 	801368	801367

★ **É OBLIGATORIO** posare il **Terminale a Elle Monolitico SFALSATO** essendo di dimensione diversa rispetto alle piastrelle
It is **MANDATORY** to lay **Terminale a Elle Monolitico STAGGERED** (not following same joint) due to the difference in dimension between tiles and special pieces



TAVELLONE TERRE D'UMBRIA 15,3x31 cm

pesi e misure • weight and sizes • poids et mesures • gewichte und verpackungen

dimensioni sizes dimensions abmessungen	spessore thickness épaisseur stärke	pz/collo pcs/box pc/boite stk/ktn	mq/collo sqm/box m/boite qm/ktn	kg/collo kg/box kg/boite kg/ktn	colli/pallet box/euopal boites/euopal ktn/euopal	mq/pallet sqm/pallet m/pallet qm/pallet	kg/euopal kg/euopal kg/euopal kg/euopal
Fondo IN 15,3x31	9 mm	17	0,80	14,00	85	68,51	1210
Fondo OUT 15,3x31	9 mm	17	0,80	14,00	85	68,51	1210

geologycollection

GRES PORCELLANATO IMPASTO COLORATO

COLORED BODY PORCELAIN STONEWARE


GRÈS CÉRAME MASSE COLORÉ

FEINSTEINZEUG MIT EINGEFAERBTEN SCHERBEN



colori • colors • couleurs • farben

V3



ARGILLA



GHIAIA



SALVIA



SABBIA



TERRA



COTTO

formati • sizes • formats • formate

DCOF
≥0.42

R10

R11



60x120 24"x48"
Rettificato
Rectified
R10 / R11
± 9,5 mm



60x60 24"x24"
Rettificato
Rectified
R10
± 8 mm



30x60 12"x24"
Rettificato
Rectified
R10
± 8 mm

Per una posa ottimale si raccomanda l'utilizzo di distanziatori autolivellanti.
For an optimum installation we recommend the use of self-leveling spacers.



GEOLOGY SABBIA, RIGAT-ONE SABBIA, COTTO, DECORO GEOLOGY 60x120 cm | BACCHETTA RAME 0,5x60 cm



GEOLOGY ARGILLA, RIGAT-ONE GHIAIA, GHIAIA, RIGAT-ONE SALVIA 60x120 cm | BACCHETTA SILVER 0,5x60 cm

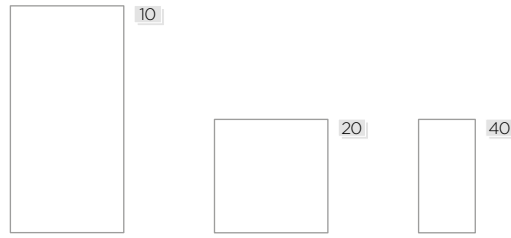


GEOLOGY TERRA, RIGAT-ONE TERRA, SALVIA, RIGAT-ONE SALVIA 60x120 cm



GEOLOGY GHIAIA OUT R11 60x120 cm

geology **argilla**

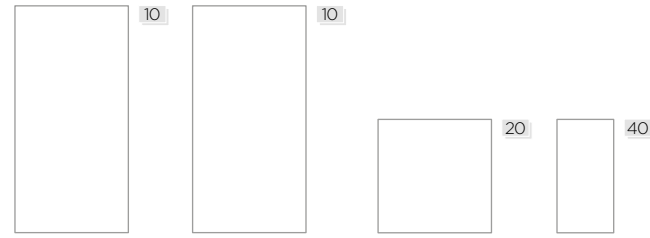


304136 581 ■
Geology Argilla
60x120 cm Rett.
24"x48" Rect.
R10

304137 582 ■
Geology Argilla
60x60 cm Rett.
24"x24" Rect.
R10

304138 584 ■
Geology Argilla
30x60 cm Rett.
12"x24" Rect.
R10

geology **ghiaia**



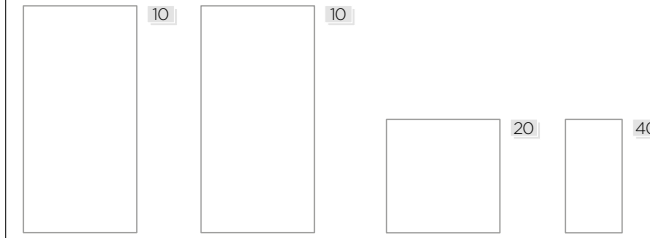
304142 581 ■
Geology Ghiaia
60x120 cm Rett.
24"x48" Rect.
R10

304206 580 ■
Geology Ghiaia
60x120 cm Rett.
24"x48" Rect.
OUT **R11**

304143 582 ■
Geology Ghiaia
60x60 cm Rett.
24"x24" Rect.
R10

304144 584 ■
Geology Ghiaia
30x60 cm Rett.
12"x24" Rect.
R10

geology **sabbia**



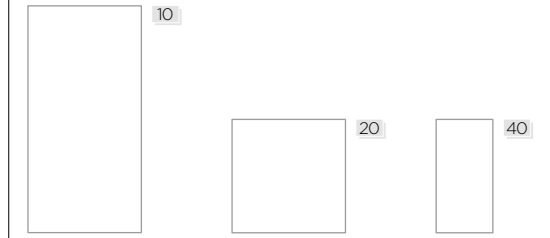
304139 581 ■
Geology Sabbia
60x120 cm Rett.
24"x48" Rect.
R10

304205 580 ■
Geology Sabbia
60x120 cm Rett.
24"x48" Rect.
OUT **R11**

304140 582 ■
Geology Sabbia
60x60 cm Rett.
24"x24" Rect.
R10

304141 584 ■
Geology Sabbia
30x60 cm Rett.
12"x24" Rect.
R10



geology **terra**



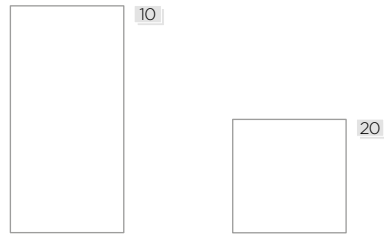
304145 581 ■
Geology Terra
60x120 cm Rett.
24"x48" Rect.
R10

304146 582 ■
Geology Terra
60x60 cm Rett.
24"x24" Rect.
R10

304147 584 ■
Geology Terra
30x60 cm Rett.
12"x24" Rect.
R10



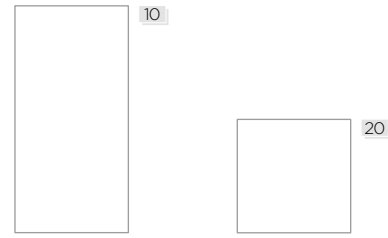
geology **salvia**



304149 585 ■
Geology Salvia
60x120 cm Rett.
24"x48" Rect.
R10

304158 585 ■
Geology Salvia
60x60 cm Rett.
24"x24" Rect.
R10

geology **cotto**




304148 585 ■
Geology Cotto
60x120 cm Rett.
24"x48" Rect.
R10

304157 585 ■
Geology Cotto
60x60 cm Rett.
24"x24" Rect.
R10




decori • decors • décors • dekore



304151 544 ■
Rigat-One
Geology Argilla
60x120 cm Rett.
24"x48" Rect.
≅ 9,5mm

304153 544 ■
Rigat-One
Geology Ghiaia
60x120 cm Rett.
24"x48" Rect.
≅ 9,5mm

304156 544 ■
Rigat-One
Geology Salvia
60x120 cm Rett.
24"x48" Rect.
≅ 9,5mm



304150 547 ■
Decoro Geology
60x120 cm Rett.
24"x48" Rect.
≅ 9,5mm



304152 544 ■
Rigat-One
Geology Sabbia
60x120 cm Rett.
24"x48" Rect.
≅ 9,5mm

304154 544 ■
Rigat-One
Geology Terra
60x120 cm Rett.
24"x48" Rect.
≅ 9,5mm

304155 544 ■
Rigat-One
Geology Cotto
60x120 cm Rett.
24"x48" Rect.
≅ 9,5mm

Le bacchette sono profili decorativi in alluminio e vengono utilizzati per esaltare le pareti creando ambienti più dinamici ed eleganti sostituendosi alla fuga tradizionale.
Decorative profiles have been developed to enhance walls creating dynamic and elegant environments replacing the classic grout.
Les baguettes sont des profilés décoratifs en aluminium et sont utilisés pour valoriser les murs, créant des environnements plus dynamiques et élégants en remplaçant le joint traditionnel.
Die Staebchen sind decorative Profile aus Aluminium und werden gebraucht an der Stelle der traditionellen Listellos um die Waende hochzuwerten.
Ziel dafuer ist dynamischere und elegantere Einstellungen zu schaffen.

201723 533 ■
Bacchetta Silver
0,5x60 cm
0,2"x24"

201724 533 ■
Bacchetta Beige
0,5x60 cm
0,2"x24"

201726 533 ■
Bacchetta Salvia
0,5x60 cm
0,2"x24"

201725 533 ■
Bacchetta Rame
0,5x60 cm
0,2"x24"





GEOLOGY SALVIA, RIGAT-ONE ARGILLA 60x120 cm | BACCHETTA SILVER 0,5x60 cm

pezzi speciali • trims • pièces spéciales • formteile

			ARGILLA	GHIAIA	SALVIA	SABBIA	TERRA	COTTO
	Battiscopa 7x60 cm	20 502	802397	802405	802417	802401	802409	802413
	* Gradino Frontale Elle Costa Retta 30x120x5 cm	1 574	802398	802406	802418	802402	802410	802414
	* Gradino Angolare Elle Costa Retta DX 30x120x5 cm	1 575	802399	802407	802419	802403	802411	802415
	* Gradino Angolare Elle Costa Retta SX 30x120x5 cm	1 575	802400	802408	802420	802404	802412	802416

* **Disponibili solo su ordinazione** . Available on demand

pesi e misure • weight and sizes • poids et mesures • gewichte und verpackungen

dimensioni sizes dimensions abmessungen	spessore thickness épaisseur stärke	pz/collo pcs/box pc/boite stk/ktn	mq/collo sqm/box m/boite qm/ktn	kg/collo kg/box kg/boite kg/ktn	colli/pallet box/euopal boites/euopal ktn/euopal	mq/pallet sqm/pallet m/pallet qm/pallet	kg/euopal kg/euopal kg/euopal kg/euopal
Fondo 60x120 Rettificato R10/R11	9,5 mm	2	1,44	30,50	35	50,40	1090
Fondo 60x60 Rettificato R10	8 mm	5	1,80	31,25	32	57,60	1020
Fondo 30x60 Rettificato R10	8 mm	10	1,80	31,25	32	57,60	1020
Rigat-One 60x120 Rettificato	9,5 mm	2	1,44	30,50	35	50,40	1090
Decoro 60x120 Rettificato	9,5 mm	2	1,44	30,50	35	50,40	1090
Bacchetta	5 mm	10	-	-	-	-	-



PAINT SALVIA, DECORO LINEA ORO PAINT SALVIA 20x20 cm | ESSENZE VANIGLIA 20x122 cm


paintcollection

GRES PORCELLANATO
 PORCELAIN STONEWARE
 GRÈS CÉRAME
 FEINSTEINZEUG



colori • colors • couleurs • farben

V2



WHITE

GREY

BLUE

SALVIA

ROSÉ

formati • sizes • formats • formate

R10



60x120 24"x48"
Rettificato
 Rectified
R10
 ± 9,5 mm



60x60 24"x24"
Rettificato
 Rectified
R10
 ± 9,5 mm



30x60 12"x24"
Rettificato
 Rectified
R10
 ± 9,5 mm



20x20 8"x8"
Rettificato
 Rectified
R10
 ± 9,5 mm

Per una posa ottimale si raccomanda l'utilizzo di distanziatori autolivellanti.
 For an optimum installation we recommend the use of self-leveling spacers.



PAINT DECO PAINT 20x20 cm | PAINT WHITE 60x60 cm



PAINT BLUE 60x120-60x60 cm | LIVING GREY 31x62 cm

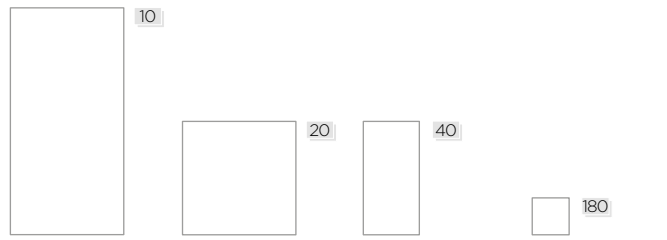


PAINT GREY 60x120 cm



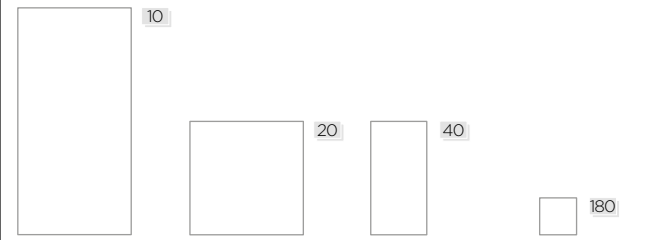
PAINT ROSÉ 60x120 cm | WALLPAPERS FANTASY 60x120 cm

paint **white**



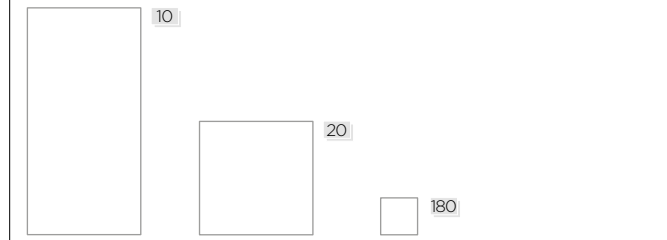
- 303944 581** ■ Paint White 60x120 cm Rett. 24"x48" Rect. **R10**
- 303968 582** ■ Paint White 60x60 cm Rett. 24"x24" Rect. **R10**
- 303972 584** ■ Paint White 30x60 cm Rett. 12"x24" Rect. **R10**
- 304034 523** ■ Paint White 20x20 cm Rett. 8"x8" Rect. **R10**

paint **grey**



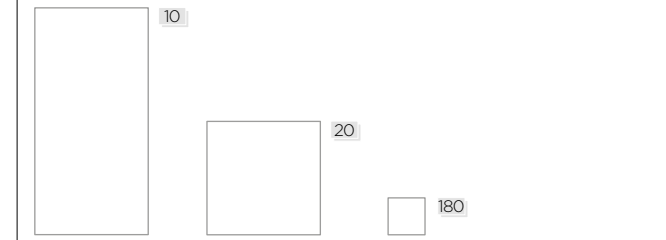
- 303945 581** ■ Paint Grey 60x120 cm Rett. 24"x48" Rect. **R10**
- 303969 582** ■ Paint Grey 60x60 cm Rett. 24"x24" Rect. **R10**
- 303973 584** ■ Paint Grey 30x60 cm Rett. 12"x24" Rect. **R10**
- 304035 523** ■ Paint Grey 20x20 cm Rett. 8"x8" Rect. **R10**

paint **blue**



- 303947 585** ■ Paint Blue 60x120 cm Rett. 24"x48" Rect. **R10**
- 303970 585** ■ Paint Blue 60x60 cm Rett. 24"x24" Rect. **R10**
- 304037 523** ■ Paint Blue 20x20 cm Rett. 8"x8" Rect. **R10**

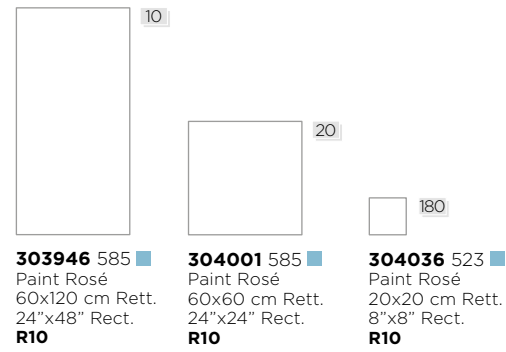
paint **salvia**



- 303948 585** ■ Paint Salvia 60x120 cm Rett. 24"x48" Rect. **R10**
- 303971 585** ■ Paint Salvia 60x60 cm Rett. 24"x24" Rect. **R10**
- 304038 523** ■ Paint Salvia 20x20 cm Rett. 8"x8" Rect. **R10**



paint rosé



303946 585 ■
Paint Rosé
60x120 cm Rett.
24"x48" Rect.
R10

304001 585 ■
Paint Rosé
60x60 cm Rett.
24"x24" Rect.
R10

304036 523 ■
Paint Rosé
20x20 cm Rett.
8"x8" Rect.
R10

deco paint



304039 524 ■
Deco Paint
20x20 cm Rett.
8"x8" Rect.
R10




Immagine del pannello solamente indicativa. I decori sono imballati misti nelle scatole ed è possibile la ripetizione di più soggetti nella stessa scatola.
Above combination is indicative. Decorations are packed on a random basis and it is possible the replication of some decors into the same box.

decori • decors • décors • dekore




304188 506 ■
Decoro Linea Oro
Paint White
20x20 cm Rett.
8"x8" Rect.




304189 506 ■
Decoro Linea Oro
Paint Grey
20x20 cm Rett.
8"x8" Rect.



304191 506 ■
Decoro Linea Oro
Paint Blue
20x20 cm Rett.
8"x8" Rect.



304192 506 ■
Decoro Linea Oro
Paint Salvia
20x20 cm Rett.
8"x8" Rect.



304190 506 ■
Decoro Linea Oro
Paint Rosé
20x20 cm Rett.
8"x8" Rect.

pezzi speciali • trims • pièces spéciales • formteile

			WHITE	GREY	BLUE	SALVIA	ROSÉ
	Battiscopa 7x60 cm	20 502	802269	802270	-	-	-
	* Gradino Frontale Elle Costa Retta 30x120x5 cm	1 574	802271	802272	-	-	-
	* Gradino Angolare Elle Costa Retta DX 30x120x5 cm	1 575	802273	802275	-	-	-
	* Gradino Angolare Elle Costa Retta SX 30x120x5 cm	1 575	802274	802276	-	-	-

* Disponibili solo su ordinazione . Available on demand

pesi e misure • weight and sizes • poids et mesures • gewichte und verpackungen

dimensioni sizes dimensions abmessungen	spessore thickness épaisseur stärke	pz/collo pcs/box pc/boite stk/ktn	mq/collo sqm/box m/boite qm/ktn	kg/collo kg/box kg/boite kg/ktn	colli/pallet box/europal boites/europal ktn/europal	mq/pallet sqm/pallet m/pallet qm/pallet	kg/europal kg/europal kg/europal kg/europal
Fondo 60x120 Rettificato	9,5 mm	2	1,44	30,50	35	50,40	1090
Fondo 60x60 Rettificato	9,5 mm	4	1,44	27,20	32	46,08	890
Fondo 30x60 Rettificato	9,5 mm	8	1,44	27,20	32	46,08	890
Fondo 20x20 Rettificato	9,5 mm	23	0,92	17,40	76	69,92	1345



SOLID WHITE 60x60 cm | DÉCOR 60x60 cm

solidcollection

GRES PORCELLANATO IMPASTO COLORATO

COLORED BODY PORCELAIN STONEWARE
GRÈS CÉRAME MASSE COLORÉ
FEINSTEINZEUG MIT EINGEFAERBTEN SCHERBEN

GRES PORCELLANATO *

PORCELAIN STONEWARE
GRÈS CÉRAME
FEINSTEINZEUG



colori • colors • couleurs • farben

V2



WHITE

LIGHT GREY

GREY

BLACK

BEIGE

formati • sizes • formats • formate

DCOF
≥0.42

R10



60x120 24"x48"
Rettificato
Rectified
R10
≅ 9,5 mm



81x81 32"x32"
Rettificato
Rectified
R10
≅ 9,5 mm



60x60 24"x24"
Rettificato
Rectified
R10
≅ 9,5 mm



30x60 12"x24"
Rettificato
Rectified
R10
≅ 9,5 mm



31x62 12"x24"
Naturale
Natural
R10
≅ 7,5 mm *

OUTDOOR ≅ 20 mm ≅ 30 mm

Dettagli della gamma spessorati per esterno a pagina 280 . Details of the exterior flooring range on page 280
Détails de la gamme de revêtements de sol extérieurs page 280 . Détails zum Außenboden-Sortiment auf Seite 280

DCOF
≥0.42

R11



60x60 24"x24"
Rettificato
Rectified
R11
≅ 20 mm



45x90 18"x36"
Rettificato
Rectified
R11
≅ 30 mm



40x80 16"x32"
Rettificato
Rectified
R11
≅ 30 mm



60x60 24"x24"
Rettificato
Rectified
R11
≅ 30 mm

Per una posa ottimale si raccomanda l'utilizzo di distanziatori autolivellanti.
For an optimum installation we recommend the use of self-leveling spacers.



SOLID BEIGE 60x120 cm



SOLID GREY 31x62 cm | **SIERRA ROVERE** 20x122 cm

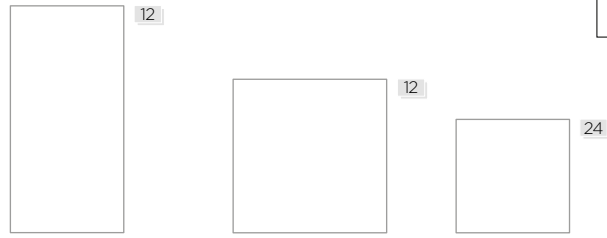
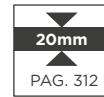


SOLID LIGHT GREY 60x120 cm



SOLID BLACK 81x81 cm


solid white



303711 534 ■
Solid White
60x120 cm Rett.
24"x48" Rect.
R10

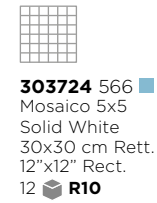
303707 534 ■
Solid White
81x81 cm Rett.
32"x32" Rect.
R10

303715 520 ■
Solid White
60x60 cm Rett.
24"x24" Rect.
R10



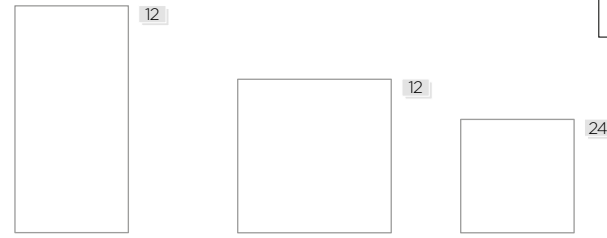
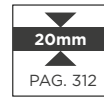
303720 522 ■
Solid White
30x60 cm Rett.
12"x24" Rect.
R10

304061 514 ■
Solid White
31x62 cm
12"x24"
R10



303724 566 ■
Mosaico 5x5
Solid White
30x30 cm Rett.
12"x12" Rect.
12 **R10**

solid light grey



303712 534 ■
Solid Light Grey
60x120 cm Rett.
24"x48" Rect.
R10

303708 534 ■
Solid Light Grey
81x81 cm Rett.
32"x32" Rect.
R10

303716 520 ■
Solid Light Grey
60x60 cm Rett.
24"x24" Rect.
R10



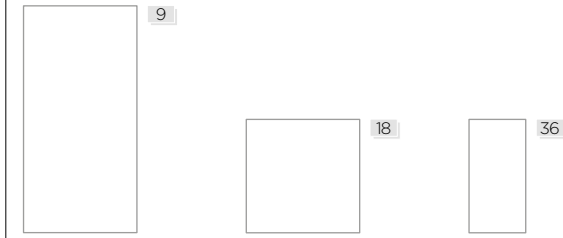
303721 522 ■
Solid Light Grey
30x60 cm Rett.
12"x24" Rect.
R10

304062 514 ■
Solid Light Grey
31x62 cm
12"x24"
R10



303725 566 ■
Mosaico 5x5
Solid Light Grey
30x30 cm Rett.
12"x12" Rect.
12 **R10**

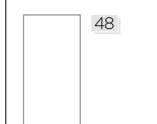
solid grey



304229 534 ■
Solid Grey
60x120 cm Rett.
24"x48" Rect.
R10

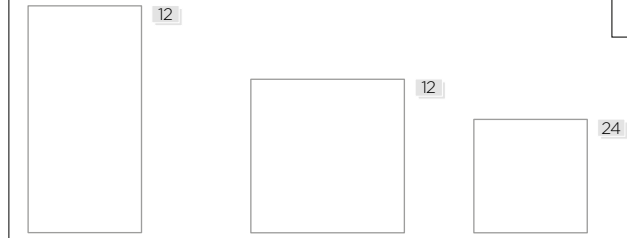
304230 520 ■
Solid Grey
60x60 cm Rett.
24"x24" Rect.
R10

304231 522 ■
Solid Grey
30x60 cm Rett.
12"x24" Rect.
R10



304064 514 ■
Solid Grey
31x62 cm
12"x24"
R10

solid black



303713 534 ■
Solid Black
60x120 cm Rett.
24"x48" Rect.
R10

303709 534 ■
Solid Black
81x81 cm Rett.
32"x32" Rect.
R10

303717 520 ■
Solid Black
60x60 cm Rett.
24"x24" Rect.
R10





303722 522 ■
Solid Black
30x60 cm Rett.
12"x24" Rect.
R10

304063 514 ■
Solid Black
31x62 cm
12"x24"
R10




303726 566 ■
Mosaico 5x5
Solid Black
30x30 cm Rett.
12"x12" Rect.
12 **R10**




solid beige


20-30mm
 PAG. 314




303710 534 ■
Solid Beige
60x120 cm Rett.
24"x48" Rect.
R10




303706 534 ■
Solid Beige
81x81 cm Rett.
32"x32" Rect.
R10




303714 520 ■
Solid Beige
60x60 cm Rett.
24"x24" Rect.
R10



303719 522 ■
Solid Beige
30x60 cm Rett.
12"x24" Rect.
R10




304060 514 ■
Solid Beige
31x62 cm
12"x24" Rect.
R10



303723 566 ■
Mosaico 5x5
Solid Beige
30x30 cm Rett.
12"x12" Rect.
12 ■ **R10**





decori • decors • décors • dekore



303718 525 ■
Solid Décor
60x60 cm Rett.
24"x24" Rect.
R10



pezzi speciali • trims • pièces spéciales • formteile

		WHITE	LIGHT GREY	GREY	BLACK	BEIGE
 Battiscopa 7x60 cm 20 502		801699	801700	802452	801701	801698
	7x62 cm	-	-	802343	-	-
 ★ Gradino Frontale Elle Costa Retta 30x120x5 cm 1 574		801703L	801704L	802453	801705L	801702L
 ★ Gradino Angolare Elle Costa Retta DX 30x120x5 cm 1 575		801707L	801708L	802454	801709L	801706L
 ★ Gradino Angolare Elle Costa Retta SX 30x120x5 cm 1 575		801711L	801712L	802455	801713L	801710L

★ **Disponibili solo su ordinazione** . Available on demand

pesi e misure • weight and sizes • poids et mesures • gewichte und verpackungen

dimensioni sizes dimensions abmessungen	spessore thickness épaisseur stärke	pz/collo pcs/box pc/boite stk/ktn	mq/collo sqm/box m/boite qm/ktn	kg/collo kg/box kg/boite kg/ktn	colli/pallet box/eurolal boites/eurolal ktn/eurolal	mq/pallet sqm/pallet m/pallet qm/pallet	kg/eurolal kg/eurolal kg/eurolal
Fondo 81x81 Rettificato	9,5 mm	3	1,97	39,30	32	63,04	1280
Fondo 60x120 Rettificato	9,5 mm	2	1,44	30,50	35	50,40	1090
Fondo 60x60 Rettificato/Decorì	9,5 mm	4	1,44	27,20	32	46,08	890
Fondo 30x60 Rettificato	9,5 mm	8	1,44	27,20	32	46,08	890
Fondo 31x62	7,5 mm	8	1,54	21,50	60	92,40	1310



CEMENTONE GARE GREY 31x62 cm

gare dunord collection

GRES PORCELLANATO IMPASTO COLORATO
 COLORED BODY PORCELAIN STONEWARE
 GRÈS CÉRAME MASSE COLORÉ
 FEINSTEINZEUG MIT EINGEFAERBTEN SCHERBEN

GRES PORCELLANATO *
 PORCELAIN STONEWARE
 GRÈS CÉRAME
 FEINSTEINZEUG



colori • colors • couleurs • farben



SAND BROWN LIGHT GREY GREY GRAPHITE

formati • sizes • formats • formate



60x120 24"x48" Rettificato Rectified R10 ≅ 9,5 mm	81x81 32"x32" Rettificato Rectified R10 ≅ 9,5 mm	60x60 24"x24" Rettificato Rectified R10 ≅ 9,5 mm	30x60 12"x24" Rettificato Rectified R10 ≅ 9,5 mm	31x62 12"x24" Naturale Natural R11 ≅ 9 mm *

OUTDOOR ≅ 20 mm ≅ 30 mm

Dettagli della gamma spessorati per esterno a pagina 280 . Details of the exterior flooring range on page 280
 Détails de la gamme de revêtements de sol extérieurs page 280 . Details zum Außenboden-Sortiment auf Seite 280




60x120 24"x48" Rettificato Rectified R11 ≅ 20 mm	81x81 32"x32" Rettificato Rectified R11 ≅ 20 mm	60x60 24"x24" Rettificato Rectified R11 ≅ 20 mm	90x90 36"x36" Rettificato Rectified R11 ≅ 30 mm	45x90 18"x36" Rettificato Rectified R11 ≅ 30 mm	60x60 24"x24" Rettificato Rectified R11 ≅ 30 mm

Per una posa ottimale si raccomanda l'utilizzo di distanziatori autolivellanti.
 For an optimum installation we recommend the use of self-leveling spacers.

* <https://database.cstb.fr/en-en/certificatedetails/index?id=QB32%20-%2062d8ecal1f57486db7a8f542ba>





GARE SAND 30x60-60x60 cm | DECORO INFINITY 60x60 cm



GARE LIGHT GREY 60x120 cm


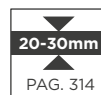


GARE BROWN 60x120 cm

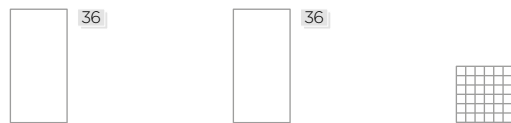


GARE LIGHT GREY, GRAPHITE 30x60 cm | DECORO ETERNITY 60x60 cm

gare sand




- 303647 534** ■ Gare Sand 60x120 cm Rett. 24"x48" Rect. **R10**
- 303591 534** ■ Gare Sand 81x81 cm Rett. 32"x32" Rect. **R10**
- 303596 520** ■ Gare Sand 60x60 cm Rett. 24"x24" Rect. **R10**



- 303601 522** ■ Gare Sand 30x60 cm Rett. 12"x24" Rect. **R10**
- 303922 520** ■ Cementone Gare Sand 31x62 cm 12"x24" **OUT R11**
- 303614 566** ■ Mosaico 5x5 Gare Sand 30x30 cm Rett. 12"x12" Rect. 12 **R10**

gare brown




- 303835 534** ■ Gare Brown 60x120 cm Rett. 24"x48" Rect. **R10**
- 303592 534** ■ Gare Brown 81x81 cm Rett. 32"x32" Rect. **R10**
- 303597 520** ■ Gare Brown 60x60 cm Rett. 24"x24" Rect. **R10**



- 303602 522** ■ Gare Brown 30x60 cm Rett. 12"x24" Rect. **R10**
- 303615 566** ■ Mosaico 5x5 Gare Brown 30x30 cm Rett. 12"x12" Rect. 12 **R10**

gare light grey


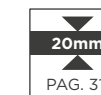


- 303645 534** ■ Gare Light Grey 60x120 cm Rett. 24"x48" Rect. **R10**
- 303593 534** ■ Gare Light Grey 81x81 cm Rett. 32"x32" Rect. **R10**
- 303598 520** ■ Gare Light Grey 60x60 cm Rett. 24"x24" Rect. **R10**



- 303603 522** ■ Gare Light Grey 30x60 cm Rett. 12"x24" Rect. **R10**
- 303618 566** ■ Mosaico 5x5 Gare Light Grey 30x30 cm Rett. 12"x12" Rect. 12 **R10**

gare grey




- 303646 534** ■ Gare Grey 60x120 cm Rett. 24"x48" Rect. **R10**
- 303594 534** ■ Gare Grey 81x81 cm Rett. 32"x32" Rect. **R10**
- 303599 520** ■ Gare Grey 60x60 cm Rett. 24"x24" Rect. **R10**



- 303604 522** ■ Gare Grey 30x60 cm Rett. 12"x24" Rect. **R10**
- 303923 520** ■ Cementone Gare Grey 31x62 cm 12"x24" **OUT R11**
- 303617 566** ■ Mosaico 5x5 Gare Grey 30x30 cm Rett. 12"x12" Rect. 12 **R10**



gare graphite



- 303834 534** ■ Gare Graphite 60x120 cm Rett. 24"x48" Rect. **R10**
- 303595 534** ■ Gare Graphite 81x81 cm Rett. 32"x32" Rect. **R10**
- 303600 520** ■ Gare Graphite 60x60 cm Rett. 24"x24" Rect. **R10**



- 303605 522** ■ Gare Graphite 30x60 cm Rett. 12"x24" Rect. **R10**
- 303616 566** ■ Mosaico 5x5 Gare Graphite 30x30 cm Rett. 12"x12" Rect. **R10**

decori e mosaici • decors and mosaics décors et mosaïque • dekore und mosaik

004137 525 ■
Decoro Eternity
60x60 cm Rett.
24"x24" Rect.
R10

004138 525 ■
Decoro Infinity
60x60 cm Rett.
24"x24" Rect.
R10

303610 513 ■
Mosaico Esagonetta Mix
29x29 cm
11"x11"
10

303613 513 ■
Mosaico Triangolo
Light Grey
30x34 cm
12"x13"
11

303612 513 ■
Mosaico Triangolo
Grey
30x34 cm
12"x13"
11

303611 513 ■
Mosaico Triangolo
Graphite
30x34 cm
12"x13"
11



pezzi speciali • trims • pièces spéciales • formteile

		SAND	BROWN	LIGHT GREY	GREY	GRAPHITE
Battiscopa 7x60 cm	20 502	801540	801541	801544	801543	801542
★ Gradino Frontale Elle Costa Retta 30x60x5 cm	1 587	801608L	801609L	801610L	801611L	801612L
		801613L	801614L	801615L	801616L	801617L
★ Gradino Angolare Elle Costa Retta DX 30x60x5 cm	1 562	801618L	801619L	801620L	801621L	801622L
		801628L	801629L	801630L	801631L	801632L
★ Gradino Angolare Elle Costa Retta SX 30x60x5 cm	1 562	801623L	801624L	801625L	801626L	801627L
		801633L	801634L	801635L	801636L	801637L
★ Terminale a Elle Monolitico OUT R11 15x30x4 cm	8 505	801873			801874	

★ Disponibili solo su ordinazione . Available on demand
 ★ É OBLIGATORIO posare il Terminale a Elle Monolitico SFALSATO essendo di dimensione diversa rispetto alle piastrelle
 It is MANDATORY to lay Terminale a Elle Monolitico STAGGERED (not following same joint) due to the difference in dimension between tiles and special pieces

pesi e misure • weight and sizes • poids et mesures • gewichte und verpackungen

dimensioni sizes dimensions abmessungen	spessore thickness épaisseur stärke	pz/collo pcs/box pc/boite stk/ktn	mq/collo sqm/box m/boite qm/ktn	kg/collo kg/box kg/boite kg/ktn	colli/pallet box/eurolal boites/eurolal ktn/eurolal	mq/pallet sqm/pallet m/pallet qm/pallet	kg/eurolal kg/eurolal kg/eurolal
Fondo 81x81 Rettificato	9,5 mm	3	1,97	39,30	32	63,04	1280
Fondo 60x120 Rettificato	9,5 mm	2	1,44	30,50	35	50,40	1090
Fondo 60x60 Rettificato/Decor	9,5 mm	4	1,44	27,20	32	46,08	890
Fondo 30x60 Rettificato	9,5 mm	8	1,44	27,20	32	46,08	890
Fondo 31x62 OUT	9 mm	7	1,35	22,60	60	81,00	1380



EVOQ AVORIO 60x120 cm

evoqcollection

GRES PORCELLANATO IMPASTO COLORATO

COLORED BODY PORCELAIN STONEWARE


GRÈS CÉRAME MASSE COLORÉ

FEINSTEINZEUG MIT EINGEFAERBTEN SCHERBEN



colori • colors • couleurs • farben

V2



BIANCO


AVORIO

POLVERE

NERO

formati • sizes • formats • formate

R9



60x120 24"x48"

Rettificato
Rectified

R9
≈ 9,5 mm



81x81 32"x32"

Rettificato
Rectified

R9
≈ 9,5 mm



60x60 24"x24"

Rettificato
Rectified

R9
≈ 8 mm



30x60 12"x24"

Rettificato
Rectified

R9
≈ 8 mm

OUTDOOR ≈ 20 mm

Dettagli della gamma spessorati per esterno a pagina 280 . Details of the exterior flooring range on page 280
Détails de la gamme de revêtements de sol extérieurs page 280 . Détails zum Außenboden-Sortiment auf Seite 280

DCOF
≈ 0.42

R11



60x60 24"x24"

Rettificato
Rectified

R11
≈ 20 mm

Per una posa ottimale si raccomanda l'utilizzo di distanziatori autolivellanti.
For an optimum installation we recommend the use of self-leveling spacers.



EVOQ BIANCO 60x60 cm | MOSAICO 5x5 NERO



EVOQ POLVERE 60x60-30x60 cm




EVOQ AVORIO 60x60 cm



EVOQ NERO 81x81 cm

evoq bianco



R05372 534 ■
Evoq Bianco
60x120 cm Rett.
24"x48" Rect.
R9

R04895 534 ■
Evoq Bianco
81x81 cm Rett.
32"x32" Rect.
R9


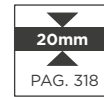
R05285 515 ■
Evoq Bianco
60x60 cm Rett.
24"x24" Rect.
R9



R05289 519 ■
Evoq Bianco
30x60 cm Rett.
12"x24" Rect.
R9

R04564 566 ■
Mosaico 5x5
Evoq Bianco
30x30 cm Rett.
12"x12" Rect.
12 **R9**

evoq avorio



R05371 534 ■
Evoq Avorio
60x120 cm Rett.
24"x48" Rect.
R9

R04894 534 ■
Evoq Avorio
81x81 cm Rett.
32"x32" Rect.
R9


R05284 515 ■
Evoq Avorio
60x60 cm Rett.
24"x24" Rect.
R9



R05288 519 ■
Evoq Avorio
30x60 cm Rett.
12"x24" Rect.
R9

R04565 566 ■
Mosaico 5x5
Evoq Avorio
30x30 cm Rett.
12"x12" Rect.
12 **R9**

evoq polvere



R05374 534 ■
Evoq Polvere
60x120 cm Rett.
24"x48" Rect.
R9

R04897 534 ■
Evoq Polvere
81x81 cm Rett.
32"x32" Rect.
R9


R05287 515 ■
Evoq Polvere
60x60 cm Rett.
24"x24" Rect.
R9



R05291 519 ■
Evoq Polvere
30x60 cm Rett.
12"x24" Rect.
R9

R04566 566 ■
Mosaico 5x5
Evoq Polvere
30x30 cm Rett.
12"x12" Rect.
12 **R9**

evoq nero



R05373 534 ■
Evoq Nero
60x120 cm Rett.
24"x48" Rect.
R9




R04896 534 ■
Evoq Nero
81x81 cm Rett.
32"x32" Rect.
R9

R05286 515 ■
Evoq Nero
60x60 cm Rett.
24"x24" Rect.
R9



R05290 519 ■
Evoq Nero
30x60 cm Rett.
12"x24" Rect.
R9


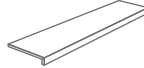

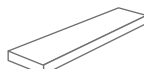
R04567 566 ■
Mosaico 5x5
Evoq Nero
30x30 cm Rett.
12"x12" Rect.
12 **R9**





EVOQ NERO 81x81 cm

pezzi speciali • trims • pièces spéciales • formteile

		BIANCO	AVORIO	POLVERE	NERO	
	Battiscopa 7x60 cm	20 502	R05376	R05375	R05378	R05377
	★ Gradino Frontale Elle Costa Retta 30x120x5 cm	1 574	802329L	802332L	802335L	802338L
	★ Gradino Angolare Elle Costa Retta DX 30x120x5 cm	1 575	802330L	802333L	802336L	802339L
	★ Gradino Angolare Elle Costa Retta SX 30x120x5 cm	1 575	802331L	802334L	802337L	802340L

★ Disponibili solo su ordinazione . Available on demand

pesi e misure • weight and sizes • poids et mesures • gewichte und verpackungen

dimensioni sizes dimensions abmessungen	spessore thickness épaisseur stärke	pz/collo pcs/box pc/boite stk/ktn	mq/collo sqm/box m/boite qm/ktn	kg/collo kg/box kg/boite kg/ktn	colli/pallet box/europal boites/europal ktn/europal	mq/pallet sqm/pallet m/pallet qm/pallet	kg/europal kg/europal kg/europal kg/europal
Fondo 81x81 Rettificato	9,5 mm	3	1,97	39,30	32	63,04	1280
Fondo 60x120 Rettificato	9,5 mm	2	1,44	30,50	35	50,40	1090
Fondo 60x60 Rettificato	8 mm	5	1,80	30,00	32	57,60	980
Fondo 30x60 Rettificato	8 mm	10	1,80	30,00	32	57,60	980



SMOT GREY LAPPATO PLUS, DECORO SMOT WHITE LAPPATO PLUS 59x118 cm


smotcollection

GRES PORCELLANATO IMPASTO COLORATO
COLORED BODY PORCELAIN STONWARE
GRÈS CÉRAME MASSE COLORÉ
FEINSTEINZEUG MIT EINGEFAERBTEN SCHERBEN



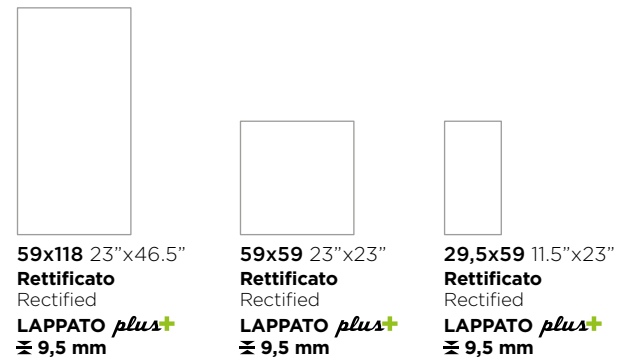
colori • colors • couleurs • farben

V2



WHITE GREY ANTHRACITE BEIGE

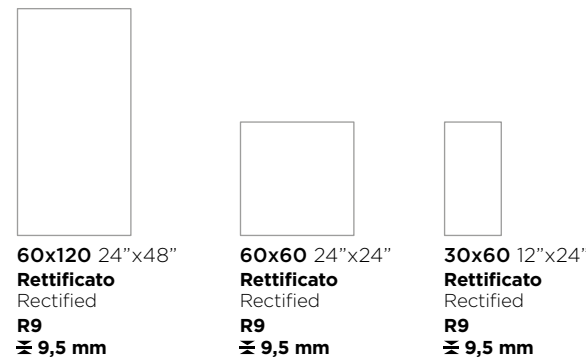
formati • sizes • formats • formate



59x118 23"x46.5"
Rettificato
Rectified
LAPPATO plus+
≈ 9,5 mm

59x59 23"x23"
Rettificato
Rectified
LAPPATO plus+
≈ 9,5 mm

29,5x59 11.5"x23"
Rettificato
Rectified
LAPPATO plus+
≈ 9,5 mm



60x120 24"x48"
Rettificato
Rectified
R9
≈ 9,5 mm

60x60 24"x24"
Rettificato
Rectified
R9
≈ 9,5 mm

30x60 12"x24"
Rettificato
Rectified
R9
≈ 9,5 mm

R9

Per una posa ottimale si raccomanda l'utilizzo di distanziatori autolivellanti.
For an optimum installation we recommend the use of self-leveling spacers.

Posa a pavimento: si raccomanda la protezione con Fila MP/90 o similare.
Floor installation: we recommend protection with Fila MP/90 or similar.



SMOT WHITE LAPPATO PLUS 59x59 cm



SMOT ANTHRACITE 60x120 cm

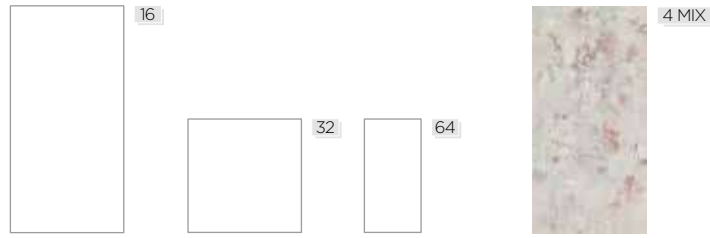


SMOT GREY LAPPATO PLUS 59x59 cm | WHITE LAPPATO PLUS, DECORO SMOT GREY LAPPATO PLUS 59x118 cm

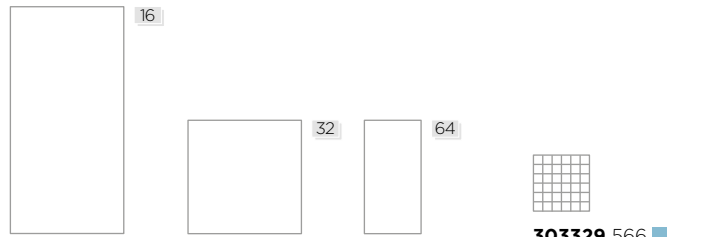


SMOT BEIGE 60x120 cm

smot white

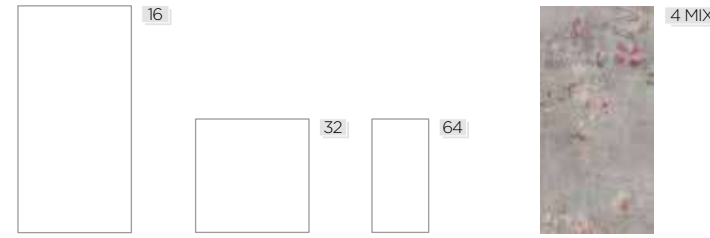


- 303305** 542 ■ Smot White 59x118 cm Rett. 23"x46.5" Rect. **Lappato plus+**
- 303313** 536 ■ Smot White 59x59 cm Rett. 23"x23" Rect. **Lappato plus+**
- 303321** 544 ■ Smot White 29,5x59 cm Rett. 11.5"x23" Rect. **Lappato plus+**
- 001336** 553 ■ Decoro Smot White 59x118 cm Rett. 23"x46.5" Rect. **Lappato plus+**

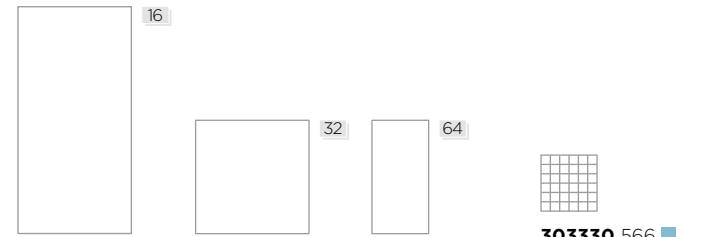


- 303301** 534 ■ Smot White 60x120 cm Rett. 24"x48" Rect. **R9**
- 303309** 520 ■ Smot White 60x60 cm Rett. 24"x24" Rect. **R9**
- 303317** 522 ■ Smot White 30x60 cm Rett. 12"x24" Rect. **R9**
- 303329** 566 ■ Mosaico 5x5 Smot White 30x30 cm Rett. 12"x12" Rect. 12 **R9**

smot grey

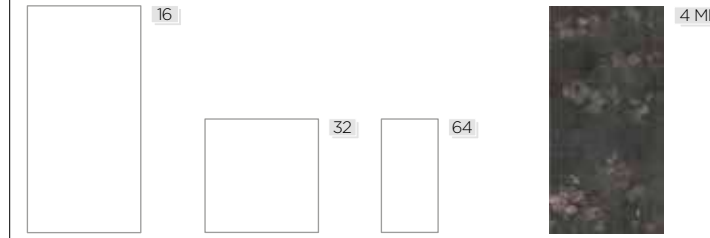


- 303306** 542 ■ Smot Grey 59x118 cm Rett. 23"x46.5" Rect. **Lappato plus+**
- 303314** 536 ■ Smot Grey 59x59 cm Rett. 23"x23" Rect. **Lappato plus+**
- 303322** 544 ■ Smot Grey 29,5x59 cm Rett. 11.5"x23" Rect. **Lappato plus+**
- 001337** 553 ■ Decoro Smot Grey 59x118 cm Rett. 23"x46.5" Rect. **Lappato plus+**

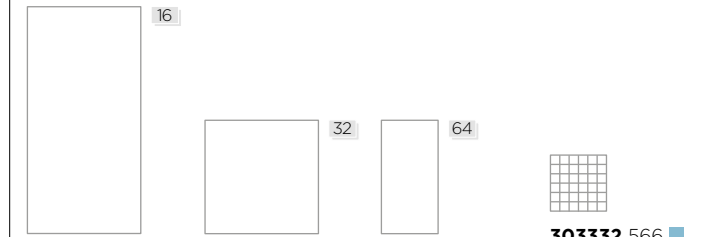


- 303302** 534 ■ Smot Grey 60x120 cm Rett. 24"x48" Rect. **R9**
- 303310** 520 ■ Smot Grey 60x60 cm Rett. 24"x24" Rect. **R9**
- 303318** 522 ■ Smot Grey 30x60 cm Rett. 12"x24" Rect. **R9**
- 303330** 566 ■ Mosaico 5x5 Smot Grey 30x30 cm Rett. 12"x12" Rect. 12 **R9**

smot antracite

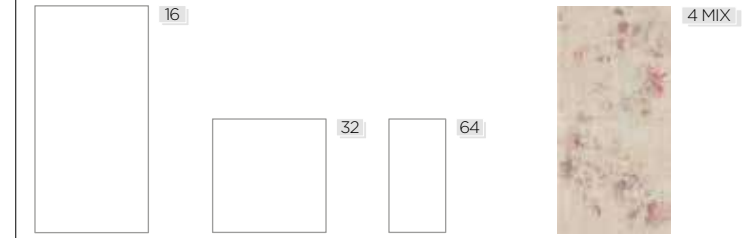


- 303308** 542 ■ Smot Antracite 59x118 cm Rett. 23"x46.5" Rect. **Lappato plus+**
- 303316** 536 ■ Smot Antracite 59x59 cm Rett. 23"x23" Rect. **Lappato plus+**
- 303324** 544 ■ Smot Antracite 29,5x59 cm Rett. 11.5"x23" Rect. **Lappato plus+**
- 001339** 553 ■ Decoro Smot Antracite 59x118 cm Rett. 23"x46.5" Rect. **Lappato plus+**

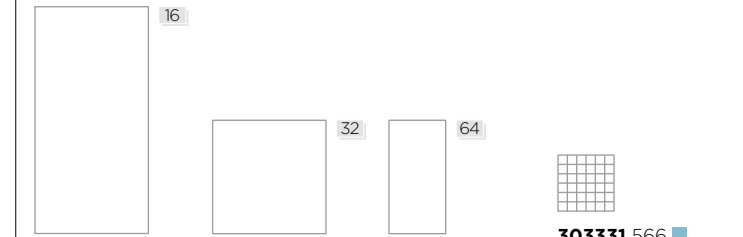


- 303304** 534 ■ Smot Antracite 60x120 cm Rett. 24"x48" Rect. **R9**
- 303312** 520 ■ Smot Antracite 60x60 cm Rett. 24"x24" Rect. **R9**
- 303320** 522 ■ Smot Antracite 30x60 cm Rett. 12"x24" Rect. **R9**
- 303332** 566 ■ Mosaico 5x5 Smot Antracite 30x30 cm Rett. 12"x12" Rect. 12 **R9**

smot beige



- 303307** 542 ■ Smot Beige 59x118 cm Rett. 23"x46.5" Rect. **Lappato plus+**
- 303315** 536 ■ Smot Beige 59x59 cm Rett. 23"x23" Rect. **Lappato plus+**
- 303323** 544 ■ Smot Beige 29,5x59 cm Rett. 11.5"x23" Rect. **Lappato plus+**
- 001338** 553 ■ Decoro Smot Beige 59x118 cm Rett. 23"x46.5" Rect. **Lappato plus+**







- 303303** 534 ■ Smot Beige 60x120 cm Rett. 24"x48" Rect. **R9**
- 303311** 520 ■ Smot Beige 60x60 cm Rett. 24"x24" Rect. **R9**
- 303319** 522 ■ Smot Beige 30x60 cm Rett. 12"x24" Rect. **R9**
- 303331** 566 ■ Mosaico 5x5 Smot Beige 30x30 cm Rett. 12"x12" Rect. 12 **R9**





SMOT GREY LAPPATO PLUS, DECORO SMOT WHITE LAPPATO PLUS 59x118 cm

pezzi speciali • trims • pièces spéciales • formteile

		WHITE	GREY	ANTHRACITE	BEIGE	
	Battiscopa 7x60 cm	20 502	801458	801459	801461	801460
	7x59 cm Lappato plus+	504	801510	801529	801528	801539
	★ Gradino Frontale Elle Costa Retta 30x120x5 cm R9	1 574	801462L	801463L	801465L	801464L
	30x118x5 cm Lappato plus+	567	801592L	801595L	801598L	801601L
	★ Gradino Angolare Elle Costa Retta DX 30x120x5 cm R9	1 575	801466L	801467L	801469L	801468L
	30x118x5 cm Lappato plus+	576	801593L	801596L	801599L	801602L
	★ Gradino Angolare Elle Costa Retta SX 30x120x5 cm R9	1 575	801470L	801471L	801473L	801472L
	30x118x5 cm Lappato plus+	576	801594L	801597L	801600L	801603L

★ Disponibili solo su ordinazione . Available on demand

pesi e misure • weight and sizes • poids et mesures • gewichte und verpackungen

dimensioni sizes dimensions abmessungen	spessore thickness épaisseur stärke	pz/collo pcs/box pc/boite stk/ktn	mq/collo sqm/box m/boite qm/ktn	kg/collo kg/box kg/boite kg/ktn	colli/pallet box/euopal boites/euopal ktn/euopal	mq/pallet sqm/pallet m/pallet qm/pallet	kg/euopal kg/euopal kg/euopal kg/euopal
Fondo 60x120 Rettificato	9,5 mm	2	1,44	30,50	35	50,40	1090
Fondo 59x118 Lappato Plus Rettificato	9,5 mm	2	1,39	29,40	35	48,72	1055
Dec. Smot 59x118 Lappato Plus Rettificato	9,5 mm	2	1,39	29,40	35	48,72	1055
Fondo 60x60 Rettificato	9,5 mm	5	1,80	34,15	24	43,20	840
Fondo 59x59 Lappato Plus Rettificato	9,5 mm	5	1,74	36,30	24	41,76	895
Fondo 30x60 Rettificato	9,5 mm	7	1,26	23,90	40	50,40	980
Fondo 29,5x59 Lappato Plus Rettificato	9,5 mm	7	1,22	25,50	40	48,72	1045



BASIC BEIGE 81x81 cm

basiccollection

GRES PORCELLANATO IMPASTO COLORATO

COLORED BODY PORCELAIN STONEWARE

GRÈS CÉRAME MASSE COLORÉ

FEINSTEINZEUG MIT EINGEFAERBTEN SCHERBEN



colori • colors • couleurs • farben

V2



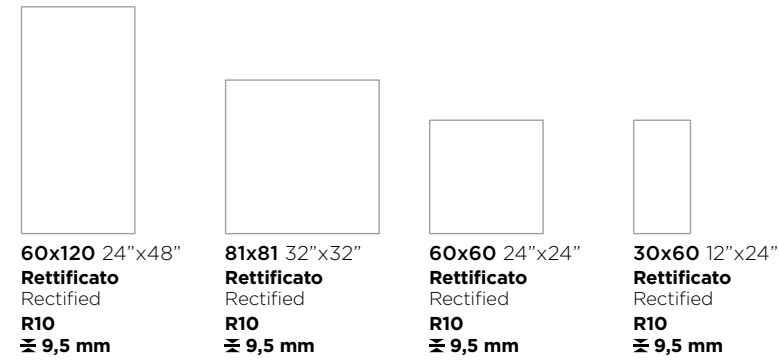
LIGHT GREY

GREY

BEIGE

formati • sizes • formats • formate

R10

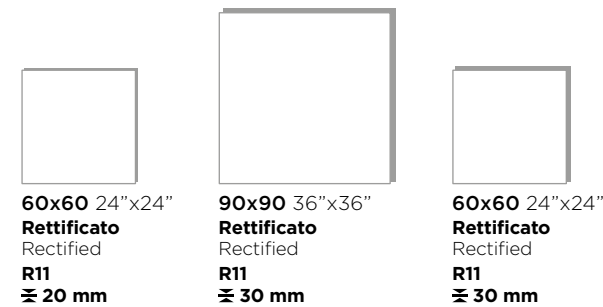


OUTDOOR ≅ 20 mm ≅ 30 mm

Dettagli della gamma spessorati per esterno a pagina 280 . Details of the exterior flooring range on page 280
Détails de la gamme de revêtements de sol extérieurs page 280 . Détails zum Außenboden-Sortiment auf Seite 280

DCOF
≅ 0.42

R11



Per una posa ottimale si raccomanda l'utilizzo di distanziatori autolivellanti.
For an optimum installation we recommend the use of self-leveling spacers.




BASIC LIGHT GREY 81x81 cm



BASIC GREY 81x81 cm

basic light grey



- 303467 534** ■ Basic Light Grey 60x120 cm Rett. 24"x48" Rect. **R10**
- 302888 534** ■ Basic Light Grey 81x81 cm Rett. 32"x32" Rect. **R10**
- 302890 520** ■ Basic Light Grey 60x60 cm Rett. 24"x24" Rect. **R10**



- 302891 522** ■ Basic Light Grey 30x60 cm Rett. 12"x24" Rect. **R10**
- 302901 566** ■ Mosaico 5x5 Basic Light Grey 30x30 cm Rett. 12"x12" Rect. 12 **R10**
- 302966 556** ■ Mosaico Multi Basic Light Grey 30x60 cm Rett. 12"x24" Rect. 5 **R10**
- 302905 513** ■ Mosaico Esagonetta Basic Light Grey 30x34 cm Rett. 12"x13" Rect. 5 **R10**

basic grey




- 303468 534** ■ Basic Grey 60x120 cm Rett. 24"x48" Rect. **R10**
- 302892 534** ■ Basic Grey 81x81 cm Rett. 32"x32" Rect. **R10**
- 302894 520** ■ Basic Grey 60x60 cm Rett. 24"x24" Rect. **R10**



- 302895 522** ■ Basic Grey 30x60 cm Rett. 12"x24" Rect. **R10**
- 302902 566** ■ Mosaico 5x5 Basic Grey 30x30 cm Rett. 12"x12" Rect. 12 **R10**
- 302967 556** ■ Mosaico Multi Basic Grey 30x60 cm Rett. 12"x24" Rect. 5 **R10**
- 302906 513** ■ Mosaico Esagonetta Basic Grey 30x34 cm Rett. 12"x13" Rect. 5 **R10**

basic beige



- 303465 534** ■ Basic Beige 60x120 cm Rett. 24"x48" Rect. **R10**
- 302884 534** ■ Basic Beige 81x81 cm Rett. 32"x32" Rect. **R10**
- 302886 520** ■ Basic Beige 60x60 cm Rett. 24"x24" Rect. **R10**






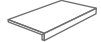











- 302887 522** ■ Basic Beige 30x60 cm Rett. 12"x24" Rect. **R10**
- 302900 566** ■ Mosaico 5x5 Basic Beige 30x30 cm Rett. 12"x12" Rect. 12 **R10**
- 302965 556** ■ Mosaico Multi Basic Beige 30x60 cm Rett. 12"x24" Rect. 5 **R10**
- 302904 513** ■ Mosaico Esagonetta Basic Beige 30x34 cm Rett. 12"x13" Rect. 5 **R10**





ULTRA BASIC GREY 60x60 cm \approx 20 mm

pezzi speciali • trims • pièces spéciales • formteile

			LIGHT GREY	GREY	BEIGE
	Battiscopa 7x60 cm	20  502 	801303	801304	801302
	★ Gradino Frontale Elle Costa Retta 30x60x5 cm	1  587 	801638L	801639L	801640L
	30x120x5 cm	574 	801687L	801684L	801678L
	★ Gradino Angolare Elle Costa Retta DX 30x60x5 cm	1  562 	801642L	801643L	801644L
	30x120x5 cm	575 	801688L	801685L	801679L
	★ Gradino Angolare Elle Costa Retta SX 30x60x5 cm	1  562 	801646L	801647L	801648L
	30x120x5 cm	575 	801689L	801686L	801680L

★ Disponibili solo su ordinazione . Available on demand

pesi e misure • weight and sizes • poids et mesures • gewichte und verpackungen

dimensioni sizes dimensions abmessungen	spessore thickness épaisseur stärke	pz/collo pcs/box pc/boite stk/ktn	mq/collo sqm/box m/boite qm/ktn	kg/collo kg/box kg/boite kg/ktn	colli/pallet box/eurolal boites/eurolal ktn/eurolal	mq/pallet sqm/pallet m/pallet qm/pallet	kg/eurolal kg/box kg/eurolal kg/eurolal
Fondo 81x81 Rettificato	9,5 mm	3	1,97	39,30	32	63,04	1280
Fondo 60x120 Rettificato	9,5 mm	2	1,44	30,50	35	50,40	1090
Fondo 60x60 Rettificato	9,5 mm	5	1,80	34,15	24	43,20	840
Fondo 30x60 Rettificato	9,5 mm	7	1,26	23,90	40	50,40	980



FABRIC GREY 60x120 cm

fabriccollection

GRES PORCELLANATO IMPASTO COLORATO

COLORED BODY PORCELAIN STONEWARE

GRÈS CÉRAME MASSE COLORÉ

FEINSTEINZEUG MIT EINGEFAERBTEN SCHERBEN



colori • colors • couleurs • farben



WHITE


GREY

ANTHRACITE

BEIGE

formati • sizes • formats • formate

R9



60x120 24"x48"
Rettificato
Rectified
R9
≈ 9,5 mm



60x60 24"x24"
Rettificato
Rectified
R9
≈ 9,5 mm



30x60 12"x24"
Rettificato
Rectified
R9
≈ 9,5 mm

Per una posa ottimale si raccomanda l'utilizzo di distanziatori autolivellanti.
For an optimum installation we recommend the use of self-leveling spacers.



FABRIC WHITE, DECORO FABRIC 60x120 cm | ANTHRACITE 60x60 cm

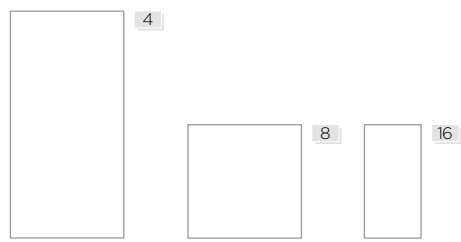


FABRIC ANTHRACITE, GREY, WHITE, DECORO FABRIC 60x120 cm




FABRIC BEIGE 60x120-60x60 cm | DECORO FABRIC 60x120 cm | MOSICO 5x5 BEIGE

fabric white

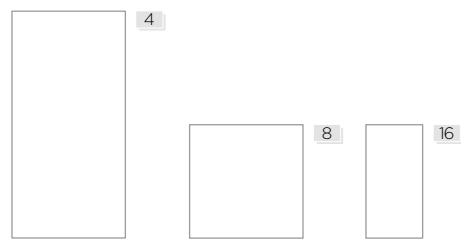


- 303405 534** ■ Fabric White 60x120 cm Rett. 24"x48" Rect. **R9**
- 303409 520** ■ Fabric White 60x60 cm Rett. 24"x24" Rect. **R9**
- 303413 522** ■ Fabric White 30x60 cm Rett. 12"x24" Rect. **R9**




- 303417 547** ■ Decoro Fabric 60x120 cm Rett. 24"x48" Rect. **R9**
- 303503 566** ■ Mosaico 5x5 Fabric White 30x30 cm Rett. 12"x12" Rect. 12 **R9**

fabric grey

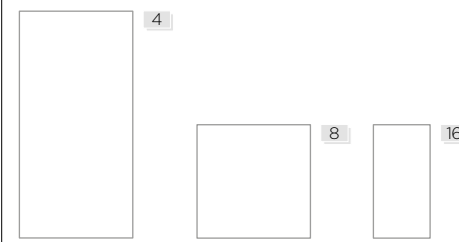


- 303406 534** ■ Fabric Grey 60x120 cm Rett. 24"x48" Rect. **R9**
- 303410 520** ■ Fabric Grey 60x60 cm Rett. 24"x24" Rect. **R9**
- 303414 522** ■ Fabric Grey 30x60 cm Rett. 12"x24" Rect. **R9**



- 303417 547** ■ Decoro Fabric 60x120 cm Rett. 24"x48" Rect. **R9**
- 303504 566** ■ Mosaico 5x5 Fabric Grey 30x30 cm Rett. 12"x12" Rect. 12 **R9**

fabric anthracite

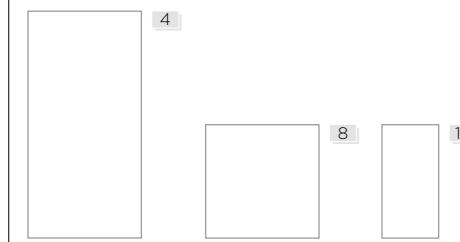


- 303408 534** ■ Fabric Anthracite 60x120 cm Rett. 24"x48" Rect. **R9**
- 303412 520** ■ Fabric Anthracite 60x60 cm Rett. 24"x24" Rect. **R9**
- 303416 522** ■ Fabric Anthracite 30x60 cm Rett. 12"x24" Rect. **R9**



- 303417 547** ■ Decoro Fabric 60x120 cm Rett. 24"x48" Rect. **R9**
- 303506 566** ■ Mosaico 5x5 Fabric Anthracite 30x30 cm Rett. 12"x12" Rect. 12 **R9**



fabric beige



- 303407 534** ■ Fabric Beige 60x120 cm Rett. 24"x48" Rect. **R9**
- 303411 520** ■ Fabric Beige 60x60 cm Rett. 24"x24" Rect. **R9**
- 303415 522** ■ Fabric Beige 30x60 cm Rett. 12"x24" Rect. **R9**















- 303417 547** ■ Decoro Fabric 60x120 cm Rett. 24"x48" Rect. **R9**
- 303505 566** ■ Mosaico 5x5 Fabric Beige 30x30 cm Rett. 12"x12" Rect. 12 **R9**





FABRIC GREY 60x120 cm

pezzi speciali • trims • pièces spéciales • formteile

			WHITE	GREY	ANTHRACITE	BEIGE
	Battiscopa 7x60 cm	20  502 	801484	801485	801487	801486
	* Gradino Frontale Elle Costa Retta 30x120x5 cm	1  574 	801488L	801489L	801491L	801490L
	* Gradino Angolare Elle Costa Retta DX 30x120x5 cm	1  575 	801492L	801493L	801495L	801494L
	* Gradino Angolare Elle Costa Retta SX 30x120x5 cm	1  575 	801496L	801497L	801499L	801498L

* **Disponibili solo su ordinazione** . Available on demand

pesi e misure • weight and sizes • poids et mesures • gewichte und verpackungen

dimensioni sizes dimensions abmessungen	spessore thickness épaisseur stärke	pz/collo pcs/box pc/boite stk/ktn	mq/collo sqm/box m/boite qm/ktn	kg/collo kg/box kg/boite kg/ktn	colli/pallet box/europal boites/europal ktn/europal	mq/pallet sqm/pallet m/pallet qm/pallet	kg/europal kg/europal kg/europal kg/europal
Fondo 60x120 Rettificato / Decoro Fabric	9,5 mm	2	1,44	30,50	35	50,40	1090
Fondo 60x60 Rettificato	9,5 mm	5	1,80	34,15	24	43,20	840
Fondo 30x60 Rettificato	9,5 mm	7	1,26	23,90	40	50,40	980



EMOTION TAUPE 81x81 cm

emotioncollection


GRES PORCELLANATO IMPASTO COLORATO
 COLORED BODY PORCELAIN STONWARE
 GRÈS CÉRAME MASSE COLORÉ
 FEINSTEINZEUG MIT EINGEFAERBTEN SCHERBEN

GRES PORCELLANATO*
 PORCELAIN STONWARE
 GRÈS CÉRAME
 FEINSTEINZEUG



colori • colors • couleurs • farben

V2




BLANC



GRIS



ANTHRACITE



TAUPE

formati • sizes • formats • formate

R9

R11



60x120 24"x48"
Rettificato
 Rectified
R9 / R11
 $\approx 9,5$ mm



81x81 32"x32"
Rettificato
 Rectified
R9
 $\approx 9,5$ mm



60x60 24"x24"
Rettificato
 Rectified
R9 / R11
 ≈ 8 mm



30x60 12"x24"
Rettificato
 Rectified
R9
 ≈ 8 mm

Per una posa ottimale si raccomanda l'utilizzo di distanziatori autolivellanti.
 For an optimum installation we recommend the use of self-leveling spacers.



EMOTION BLANC 60x60 cm



EMOTION ANTHRACITE 60x120 cm | WALLPAPERS PALMA 60x120 cm




EMOTION GRIS 60x60 cm



EMOTION TAUPE 60x60 cm

emotion blanc



EMT091 534 ■
Emotion Blanc
60x120 cm Rett.
24"x48" Rect.
R9

EMT051 534 ■
Emotion Blanc
81x81 cm Rett.
32"x32" Rect.
R9

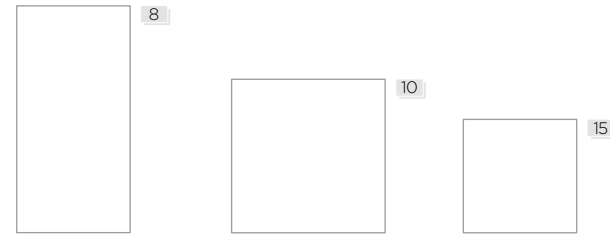
EMT071 515 ■
Emotion Blanc
60x60 cm Rett.
24"x24" Rect.
R9



EMT037 519 ■
Emotion Blanc
30x60 cm Rett.
12"x24" Rect.
R9

EMT081 521 ■
Emotion Blanc
60x60 cm Rett.
24"x24" Rect.
OUT **R11**

emotion gris



EMT092 534 ■
Emotion Gris
60x120 cm Rett.
24"x48" Rect.
R9

EMT052 534 ■
Emotion Gris
81x81 cm Rett.
32"x32" Rect.
R9

EMT072 515 ■
Emotion Gris
60x60 cm Rett.
24"x24" Rect.
R9



EMT038 519 ■
Emotion Gris
30x60 cm Rett.
12"x24" Rect.
R9

EMT112 581 ■
Emotion Gris
60x120 cm Rett.
24"x48" Rect.
OUT **R11**

EMT082 521 ■
Emotion Gris
60x60 cm Rett.
24"x24" Rect.
OUT **R11**

emotion anthracite



EMT094 534 ■
Emotion Anthracite
60x120 cm Rett.
24"x48" Rect.
R9

EMT054 534 ■
Emotion Anthracite
81x81 cm Rett.
32"x32" Rect.
R9

EMT074 515 ■
Emotion Anthracite
60x60 cm Rett.
24"x24" Rect.
R9




EMT036 519 ■
Emotion Anthracite
30x60 cm Rett.
12"x24" Rect.
R9

EMT114 581 ■
Emotion Anthracite
60x120 cm Rett.
24"x48" Rect.
OUT **R11**

EMT084 521 ■
Emotion Anthracite
60x60 cm Rett.
24"x24" Rect.
OUT **R11**

emotion taupe



EMT093 534 ■
Emotion Taupe
60x120 cm Rett.
24"x48" Rect.
R9

EMT053 534 ■
Emotion Taupe
81x81 cm Rett.
32"x32" Rect.
R9

EMT073 515 ■
Emotion Taupe
60x60 cm Rett.
24"x24" Rect.
R9



EMT039 519 ■
Emotion Taupe
30x60 cm Rett.
12"x24" Rect.
R9


EMT083 521 ■
Emotion Taupe
60x60 cm Rett.
24"x24" Rect.
OUT **R11**





EMOTION GRIS OUT R11 60x60 cm

pezzi speciali • trims • pièces spéciales • formteile

			BLANC	GRIS	TAUPE	ANTHRACITE
	Battiscopa 7x60 cm	20 502	EMT105	EMT106	EMT107	EMT108
	★ Gradino Frontale Elle Costa Retta 30x120x5 cm R9	1 574	802317L	802320L	802323L	802326L
	30x60x5 cm OUT R11	587	801844L	801847L	801850L	801853L
	★ Gradino Angolare Elle Costa Retta DX 30x120x5 cm R9	1 575	802318L	802321L	802324L	802327L
	30x60x5 cm OUT R11	562	801845L	801848L	801851L	801854L
	★ Gradino Angolare Elle Costa Retta SX 30x120x5 cm R9	1 575	802319L	802322L	802325L	802328L
	30x60x5 cm OUT R11	562	801846L	801849L	801852L	801855L

★ Disponibili solo su ordinazione . Available on demand

pesi e misure • weight and sizes • poids et mesures • gewichte und verpackungen

dimensioni sizes dimensions abmessungen	spessore thickness épaisseur stärke	pz/collo pcs/box pc/boite stk/ktn	mq/collo sqm/box m/boite qm/ktn	kg/collo kg/box kg/boite kg/ktn	colli/pallet box/europal boites/europal ktn/europal	mq/pallet sqm/pallet m/pallet qm/pallet	kg/europal kg/europal kg/europal kg/europal
Fondo 81x81 Rettificato	9,5 mm	3	1,97	39,30	32	63,04	1280
Fondo 60x120 Rettificato	9,5 mm	2	1,44	30,50	35	50,40	1090
Fondo 60x60 Rettificato / Out	8 mm	5	1,80	31,25	32	57,60	1020
Fondo 30x60 Rettificato	8 mm	10	1,80	30,00	32	57,60	980



CEMENTI WHITE 60x60 cm

cementi collection

GRES PORCELLANATO IMPASTO COLORATO

COLORED BODY PORCELAIN STONEWARE

GRÈS CÉRAME MASSE COLORÉ

FEINSTEINZEUG MIT EINGEFAERBTEN SCHERBEN



colori • colors • couleurs • farben

mix & match


V2



BEIGE




SAND



TAUPE



MUD




WHITE



GREY



FOG



BLACK

formati • sizes • formats • formate



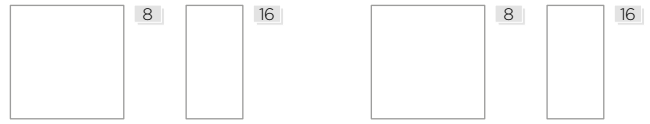
60x60 24"x24"
Rettificato
Rectified
± 9,5 mm



30x60 12"x24"
Rettificato
Rectified
± 9,5 mm


R9

cementi **beige/sand**



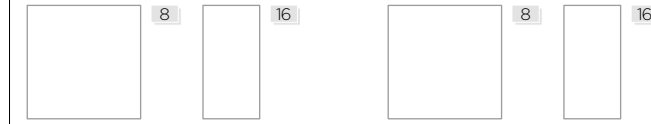
- 302557** 520 ■ Cementi Beige 60x60 cm Rett. 24"x24" Rect. **R9**
- 302597** 522 ■ Cementi Beige 30x60 cm Rett. 12"x24" Rect. **R9**
- 302558** 520 ■ Cementi Sand 60x60 cm Rett. 24"x24" Rect. **R9**
- 302598** 522 ■ Cementi Sand 30x60 cm Rett. 12"x24" Rect. **R9**

cementi **taupe/mud**



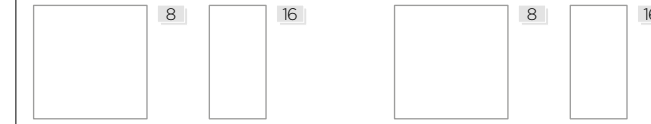
- 302559** 520 ■ Cementi Taupe 60x60 cm Rett. 24"x24" Rect. **R9**
- 302599** 522 ■ Cementi Taupe 30x60 cm Rett. 12"x24" Rect. **R9**
- 302560** 520 ■ Cementi Mud 60x60 cm Rett. 24"x24" Rect. **R9**
- 302600** 522 ■ Cementi Mud 30x60 cm Rett. 12"x24" Rect. **R9**

cementi **white/grey**







- 302561** 520 ■ Cementi White 60x60 cm Rett. 24"x24" Rect. **R9**
- 302601** 522 ■ Cementi White 30x60 cm Rett. 12"x24" Rect. **R9**
- 302562** 520 ■ Cementi Grey 60x60 cm Rett. 24"x24" Rect. **R9**
- 302602** 522 ■ Cementi Grey 30x60 cm Rett. 12"x24" Rect. **R9**

cementi **fog/black**











- 302563** 520 ■ Cementi Fog 60x60 cm Rett. 24"x24" Rect. **R9**
- 302603** 522 ■ Cementi Fog 30x60 cm Rett. 12"x24" Rect. **R9**
- 302564** 520 ■ Cementi Black 60x60 cm Rett. 24"x24" Rect. **R9**
- 302604** 522 ■ Cementi Black 30x60 cm Rett. 12"x24" Rect. **R9**





CEMENTI GREY 60x60 cm | WHITE 30x60 cm

pezzi speciali • trims • pièces spéciales • formteile

		BEIGE	SAND	TAUPE	MUD	
	Battiscopa 7x60 cm	20 502	801088	801089	801090	801091
	★ Gradino Frontale Elle Costa Retta 30x60x5 cm	1 587	801651L	801652L	801653L	801654L
	★ Gradino Angolare Elle Costa Retta DX 30x60x5 cm	1 562	801657L	801658L	801659L	801660L
	★ Gradino Angolare Elle Costa Retta SX 30x60x5 cm	1 562	801663L	801664L	801665L	801666L
		WHITE	GREY	FOG	BLACK	
	Battiscopa 7x60 cm	20 502	801092	801093	801094	801095
	★ Gradino Frontale Elle Costa Retta 30x60x5 cm	1 587	801655L	801656L	801673L	801672L
	★ Gradino Angolare Elle Costa Retta DX 30x60x5 cm	1 562	801661L	801662L	801675L	801674L
	★ Gradino Angolare Elle Costa Retta SX 30x60x5 cm	1 562	801667L	801668L	801677L	801676L

★ Disponibili solo su ordinazione . Available on demand

pesi e misure • weight and sizes • poids et mesures • gewichte und verpackungen

dimensioni sizes dimensions abmessungen	spessore thickness épaisseur stärke	pz/collo pcs/box pc/boite stk/ktn	mq/collo sqm/box m/boite qm/ktn	kg/collo kg/box kg/boite kg/ktn	colli/pallet box/europal boites/europal ktn/europal	mq/pallet sqm/pallet m/pallet qm/pallet	kg/europal kg/europal kg/europal kg/europal
Fondo 60x60 Rettificato	9,5 mm	5	1,80	34,15	24	43,20	840
Fondo 30x60 Rettificato	9,5 mm	7	1,26	23,90	40	50,40	980



IKON AMBER 30x122 cm - 20x122 cm | RIGAT-ONE AMBER 60x120 cm

ikoncollection

GRES PORCELLANATO IMPASTO COLORATO
 COLORED BODY PORCELAIN STONEWARE
 GRÈS CÉRAME MASSE COLORÉ
 FEINSTEINZEUG MIT EINGEFAERBTEN SCHERBEN



colori • colors • couleurs • farben



MINDI ALPS WALNUT AMBER BIRCH

formati • sizes • formats • formate



 30x122 12"x48" Rettificato Rectified ± 9,5 mm	 20x122 8"x48" Rettificato Rectified ± 9,5 mm
--	---

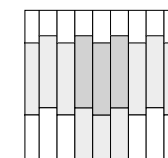
OUTDOOR ± 20 mm ± 30 mm

Dettagli della gamma spessorati per esterno a pagina 280 . Details of the exterior flooring range on page 280
 Détails de la gamme de revêtements de sol extérieurs page 280 . Details zum Außenboden-Sortiment auf Seite 280

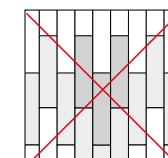


 30x122 12"x48" Rettificato Rectified R11 ± 20 mm	 45x90 18"x36" Rettificato Rectified R11 ± 30 mm
---	--

schemi di posa • laying patterns • schémas de pose • verlegungsschemen



Si consiglia di posare il materiale sfalsato di 1/10.
 We recommend laying the material in a 1/10 staggered arrangement.



Non è consigliabile posare il materiale sfalsato di 1/2.
 We do not recommend laying the material in a 1/2 staggered pattern.

Per una posa ottimale si raccomanda l'utilizzo di distanziatori autolivellanti.
 For an optimum installation we recommend the use of self-leveling spacers.



IKON WALNUT 20x122 cm | WALNUT VENEZIANA 5x122 | **ULTRA SOLID** BEIGE 60x60 cm ± 20 mm



IKON ALPS 30x122 cm - 20x122 cm | BIRCH VENEZIANA 5x122




IKON BIRCH 20x122 cm



IKON MINDI 30x122 cm - 20x122 cm | DECORO IKON 60x120

ikon birch




303802 525 ■
Ikon Birch
30x122 cm Rett.
12"x48" Rect.
R10

303801 525 ■
Ikon Birch
20x122 cm Rett.
8"x48" Rect.
R10



ikon alps

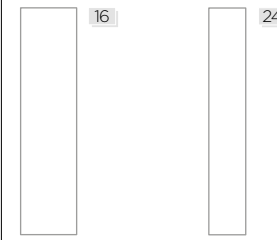


304122 525 ■
Ikon Alps
30x122 cm Rett.
12"x48" Rect.
R10

304121 525 ■
Ikon Alps
20x122 cm Rett.
8"x48" Rect.
R10



ikon walnut




303661 525 ■
Ikon Walnut
30x122 cm Rett.
12"x48" Rect.
R10

303659 525 ■
Ikon Walnut
20x122 cm Rett.
8"x48" Rect.
R10



ikon amber

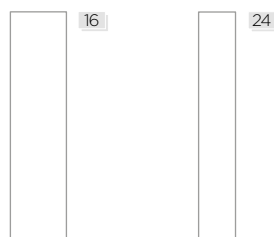


303660 525 ■
Ikon Amber
30x122 cm Rett.
12"x48" Rect.
R10

303658 525 ■
Ikon Amber
20x122 cm Rett.
8"x48" Rect.
R10



ikon **mind**



304120 525 ■
Ikon Mindi
30x122 cm Rett.
12"x48" Rect.
R10

304119 525 ■
Ikon Mindi
20x122 cm Rett.
8"x48" Rect.
R10

decoro ikon



304166 547 ■
Decoro Ikon
60x120 cm Rett.
24"x48" Rect.
≈ 9,5mm

decori • decors • décors • dekore



304123 544 ■
Rigat-One Amber
60x120 cm Rett.
24"x48" Rect.
≈ 9,5mm

La Veneziana è il nostro concept premium per creare dimensione e struttura su di una superficie piana, rendendola visivamente dinamica attraverso un effetto 3D in gres porcellanato. Una soluzione tecnica ottenuta dalla ricerca ed applicazione delle ultime tecnologie di settore e dalla massima attenzione ai dettagli. Sfruttare un'illuminazione strategica contribuirà inoltre a potenziare l'effetto 3D e ad enfatizzare l'esperienza complessiva in qualsiasi ambiente.

Veneziana is our premium concept to convey dimension and texture to a flat surface, providing a visually interesting and dynamic look through a 3D porcelain effect. A product that combines research with the cutting edge technologies; the attention to details and lighting strategically will help enhance the 3D effect to emphasize the overall experience in any environment.

La Veneziana est notre concept premium pour créer de la dimension et de la structure sur une surface plane, en la rendant visuellement dynamique grâce à un effet 3D en grès cérame. Une solution technique obtenue à partir de la recherche et de l'application des dernières technologies du secteur et d'une attention maximale aux détails. L'utilisation d'un éclairage stratégique contribuera également à améliorer l'effet 3D et à mettre en valeur l'expérience globale dans n'importe quel environnement.

Veneziana ist unser "Concept Premium" um Dimension und Struktur auf eine ebene Oberfläche zu erstellen. Dank einer 3D Effekt in glasiertem Feinsteinzeug schaffen wir diese Oberfläche optisch dynamisch zu machen. Es handelt sich um eine technische Lösung die aus der Untersuchung und Anwendung der letzten Fachtechnologie dieser Abteilung und aus der maximalen Aufmerksamkeit zum Detail herkommt. Eine strategische Beleuchtung zu nutzen wird außerdem dazu beitragen den 3D Effekt zu verstärken und die gesamte Erfahrung in jedem Umwelt zu betonen.

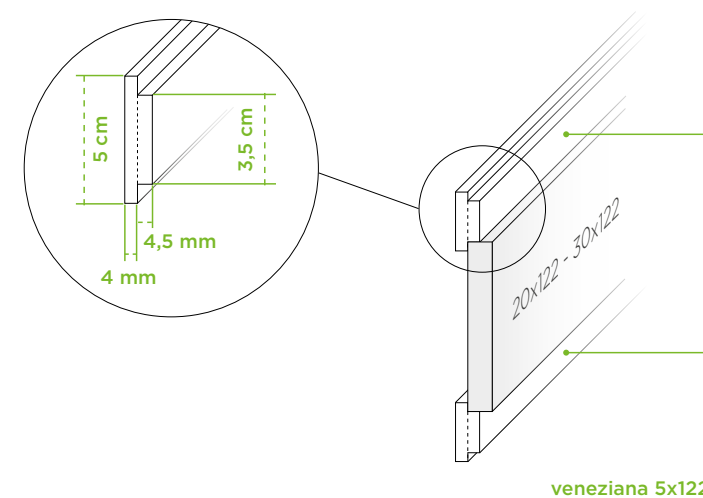
802423 511 ■
Ikon Birch Veneziana
5x122 cm
2"x48"
≈ 9,5mm

802424 511 ■
Ikon Mindi Veneziana
5x122 cm
2"x48"
≈ 9,5mm

802425 511 ■
Ikon Alps Veneziana
5x122 cm
2"x48"
≈ 9,5mm

802421 511 ■
Ikon Amber Veneziana
5x122 cm
2"x48"
≈ 9,5mm

802422 511 ■
Ikon Walnut Veneziana
5x122 cm
2"x48"
≈ 9,5mm



Composizione Veneziana.
per posare una superficie di circa 1 mq abbinata con il formato 20x122cm servono 3,5 listelli Veneziana mentre 2,5 pezzi con posa abbinata al formato 30x122cm.

Veneziana elements.
to cover about 1sqm surface with 20x122cm size you will need 3,5 pieces of the listello veneziana, 2,5 pieces if installed combined with 30x122cm.

Composition Veneziana.
Pour poser une surface d'environ 1 m2 combiné au format 20x122 cm. il faut 3,5 pièces de Veneziana, et 2,5 pièces avec la pose combinés au format 30x122 cm


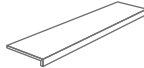


Komposition Veneziana.
Um eine Oberfläche von ca.1QM, in Verbindung mit dem Format 20x122 zu verlegen, werden 3,5 Listellos Veneziana gebraucht. Fuer die Verlegung mit dem Format 30x122 werden 2,5 Stueck gebraucht.

La ripresa grafica tra le diverse lastre di decori può avere una tolleranza contenuta in 3mm. Le immagini degli ambienti sono puramente indicative. The tile graphic between the different slabs of decors could have a tolerance included in 3 mm. The images of the rooms are purely indicative. La suite graphique des différents décors peut avoir une tolérance limitée de 3cm. Les images des pièces sont fournies uniquement à titre indicatif. Die graphische Wiederholung zwischen den verschiedenen Dekorationsanwendungen kann eine Toleranz innerhalb von 3 mm. aufweisen. Bilder von Einstellungen sind nur zur Orientierung.



IKON AMBER 20x122 cm | VENEZIANA AMBER 5x122 cm

pezzi speciali • trims • pièces spéciales • formteile

		MINDI	ALPS	WALNUT	AMBER	BIRCH
 Battiscopa 6x61 cm	20 503	802377	802381	801573	801572	801746
 ★ Gradino Frontale Elle Costa Retta 30x122x5 cm	1 569	802378	802382	801577L	801574L	801747L
 ★ Gradino Angolare Elle Costa Retta DX 30x122x5 cm	1 573	802379	802383	801578L	801575L	801748L
 ★ Gradino Angolare Elle Costa Retta SX 30x122x5 cm	1 573	802380	802384	801579L	801576L	801749L

★ Disponibili solo su ordinazione . Available on demand

pesi e misure • weight and sizes • poids et mesures • gewichte und verpackungen

dimensioni sizes dimensions abmessungen	spessore thickness épaisseur stärke	pz/collo pcs/box pc/boite stk/ktn	mq/collo sqm/box m/boite qm/ktn	kg/collo kg/box kg/boite kg/ktn	colli/pallet box/eurolal boites/eurolal ktn/eurolal	mq/pallet sqm/pallet m/pallet qm/pallet	kg/eurolal kg/eurolal kg/eurolal
Fondo 30x122 Rettificato	9,5 mm	4	1,46	29,50	36	52,70	1080
Fondo 20x122 Rettificato	9,5 mm	5	1,22	23,50	45	54,90	1100
Veneziana 5x122	9,5 mm	24	1,464	23,30	30	43,92	715
Rigat-One 60x120 Rettificato	9,5 mm	2	1,44	30,50	35	50,40	1090
Decoro 60x120 Rettificato	9,5 mm	2	1,44	30,50	35	50,40	1090



ESSENZE VANIGLIA 20x122 cm

essenze collection

GRES PORCELLANATO
 PORCELAIN STONEWARE
 GRÈS CÉRAMÉ
 FEINSTEINZEUG



colori • colors • couleurs • farben

V2



VANIGLIA

CANNELLA

SANDALO

GELSOMINO

formati • sizes • formats • formate

R9 R10 R11



30x122 12"x48"
Rettificato
 Rectified
R10
 ≈ 9,5 mm



20x122 8"x48"
Rettificato
 Rectified
R10
 ≈ 9,5 mm



15x60 6"x24"
Rettificato
 Rectified
R9 / R11
 ≈ 8,5 mm

OUTDOOR ≈ 20 mm

Dettagli della gamma spessorati per esterno a pagina 280 . Details of the exterior flooring range on page 280
 Détails de la gamme de revêtements de sol extérieurs page 280 . Details zum Außenboden-Sortiment auf Seite 280

DCOF
 >0.42 R11

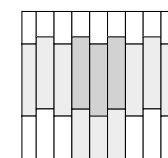


30x122 12"x48"
Rettificato
 Rectified
R11
 ≈ 20 mm

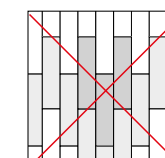


40,5x81 16"x32"
Rettificato
 Rectified
R11
 ≈ 20 mm

schemi di posa • laying patterns • schémas de pose • verlegungsschemen



Si consiglia di posare il materiale sfalsato di 1/10.
 We recommend laying the material in a 1/10 staggered arrangement.



Non è consigliabile posare il materiale sfalsato di 1/2.
 We do not recommend laying the material in a 1/2 staggered pattern.

Per una posa ottimale si raccomanda l'utilizzo di distanziatori autolivellanti.
 For an optimum installation we recommend the use of self-leveling spacers.



ESSENZE VANIGLIA 20x122 cm



ESSENZE SANDALO 20x122 cm

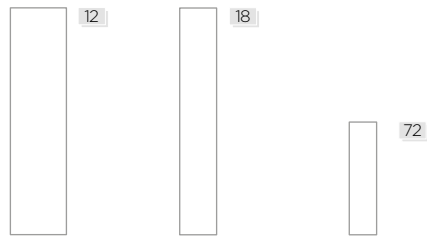
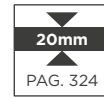


ESSENZE CANNELLA OUT R11 15x60 cm | WALLPAPERS IMPACT 60x120 cm



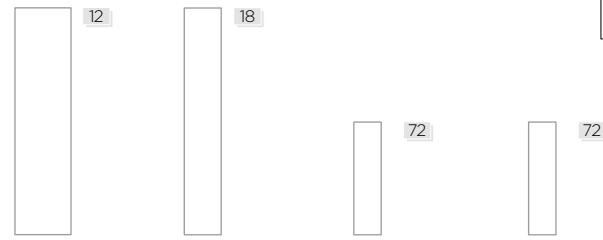
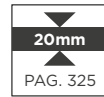
ESSENZE GELSOMINO 20x122 cm

essenze **vaniglia**



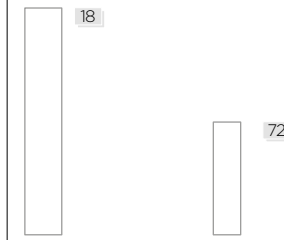
- 303814** 525 ■
Essenze Vaniglia
30x122 cm Rett.
12"x48" Rect.
R10
- 303810** 525 ■
Essenze Vaniglia
20x122 cm Rett.
8"x48" Rect.
R10
- 303585** 520 ■
Essenze Vaniglia
15x60 cm Rett.
6"x24" Rect.
R9

essenze **cannella**



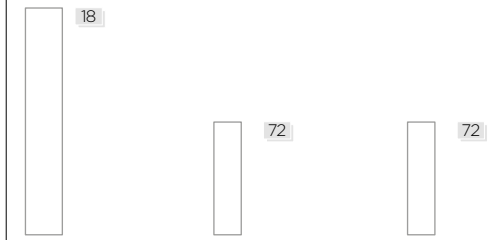
- 303815** 525 ■
Essenze Cannella
30x122 cm Rett.
12"x48" Rect.
R10
- 303811** 525 ■
Essenze Cannella
20x122 cm Rett.
8"x48" Rect.
R10
- 303583** 520 ■
Essenze Cannella
15x60 cm Rett.
6"x24" Rect.
R9
- 303584** 518 ■
Essenze Cannella
15x60 cm Rett.
6"x24" Rect.
OUT R11

essenze **sandalo**



- 303812** 525 ■
Essenze Sandalo
20x122 cm Rett.
8"x48" Rect.
R10
- 303586** 520 ■
Essenze Sandalo
15x60 cm Rett.
6"x24" Rect.
R9

essenze **gelsomino**



- 303813** 525 ■
Essenze Gelsomino
20x122 cm Rett.
8"x48" Rect.
R10
- 303581** 520 ■
Essenze Gelsomino
15x60 cm Rett.
6"x24" Rect.
R9
- 303582** 518 ■
Essenze Gelsomino
15x60 cm Rett.
6"x24" Rect.
OUT R11





ESSENZE GELSOMINO OUT R11 15x60 cm

pezzi speciali • trims • pièces spéciales • formteile

			VANIGLIA	CANNELLA	SANDALO	GELSOMINO
 Battiscopa 7x60 cm	20 502		801190	801191	801192	801189
 ★ Gradino Frontale Elle Costa Retta 30x122x5 cm	1 569		801212L	801265L	-	-
 ★ Gradino Angolare Elle Costa Retta DX 30x122x5 cm	1 573		801269L	801270L	-	-
 ★ Gradino Angolare Elle Costa Retta SX 30x122x5 cm	1 573		801272L	801273L	-	-

★ **Disponibili solo su ordinazione** . Available on demand

pesi e misure • weight and sizes • poids et mesures • gewichte und verpackungen

dimensioni sizes dimensions abmessungen	spessore thickness épaisseur stärke	pz/collo pcs/box pc/boite stk/ktn	mq/collo sqm/box m/boite qm/ktn	kg/collo kg/box kg/boite kg/ktn	colli/pallet box/europal boites/europal ktn/europal	mq/pallet sqm/pallet m/pallet qm/pallet	kg/europal kg/europal kg/europal kg/europal
Fondo 30x122 Rettificato	9,5 mm	4	1,46	29,50	36	52,70	1090
Fondo 20x122 Rettificato	9,5 mm	5	1,22	23,50	45	54,90	1085
Fondo 15x60 Rettificato / Out	8,5 mm	15	1,35	24,00	40	54,00	985



UNIVERSAL OAK 20x122 cm | ULTRA UNIVERSAL OAK 30x122 cm

universaloakcollection

GRES PORCELLANATO
PORCELAIN STONEWARE
GRÈS CÉRAME
FEINSTEINZEUG



colori • colors • couleurs • farben



UNIVERSAL OAK

formati • sizes • formats • formate

R10



20x122 8"x48"
Rettificato
Rectified
R10
± 9,5 mm

OUTDOOR ± 20 mm

Dettagli della gamma spessorati per esterno a pagina 280 . Details of the exterior flooring range on page 280
Détails de la gamme de revêtements de sol extérieurs page 280 . Details zum Außenboden-Sortiment auf Seite 280

DCOF
≥0.42

R11

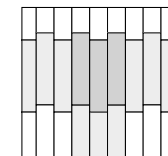


30x122 12"x48"
Rettificato
Rectified
R11
± 20 mm

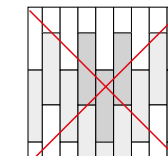


40,5x81 16"x32"
Rettificato
Rectified
R11
± 20 mm

schemi di posa • laying patterns • schémas de pose • verlegungsschemen



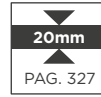
Si consiglia di posare il materiale sfalsato di 1/10.
We recommend laying the material in a 1/10 staggered arrangement.



Non è consigliabile posare il materiale sfalsato di 1/2.
We do not recommend laying the material in a 1/2 staggered pattern.

Per una posa ottimale si raccomanda l'utilizzo di distanziatori autolivellanti.
For an optimum installation we recommend the use of self-leveling spacers.



universal oak




R03676A 525
 Universal Oak
 20x122 cm Rett.
 8"x48" Rect.
R10



pezzi speciali • trims
 pièces spéciales • formteile

	Battiscopa	20		801806
6x61 cm		503		



UNIVERSAL OAK 20x122 cm

pesi e misure • weight and sizes • poids et mesures • gewichte und verpackungen

dimensioni sizes dimensions abmessungen	spessore thickness épaisseur stärke	pz/collo pcs/box pc/boite stk/ktn	mq/collo sqm/box m/boite qm/ktn	kg/collo kg/box kg/boite kg/ktn	colli/pallet box/europal boites/europal ktn/europal	mq/pallet sqm/pallet qm/pallet	kg/europal kg/europal kg/europal kg/europal
Fondo 20x122 Rettificato	9,5 mm	5	1,22	23,50	45	54,90	1085



SIERRA GRIGIO 20x122 cm

sierracollection

GRES PORCELLANATO
 PORCELAIN STONEWARE
 GRÈS CÉRAMÉ
 FEINSTEINZEUG



colori • colors • couleurs • farben

V2



GRIGIO

ROVERE

BEIGE

NOCE

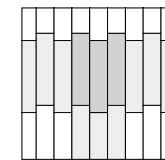
formati • sizes • formats • formate

R9

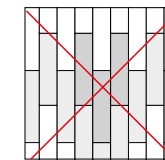
20x122 8"x48"
Rettificato
 Rectified
R9
 ± 9,5 mm

15x60 6"x24"
Rettificato
 Rectified
R9
 ± 8,5 mm

schemi di posa • laying patterns • schémas de pose • verlegungsschemen



Si consiglia di posare il materiale sfalsato di 1/10.
 We recommend laying the material in a 1/10 staggered arrangement.



Non è consigliabile posare il materiale sfalsato di 1/2.
 We do not recommend laying the material in a 1/2 staggered pattern.

Per una posa ottimale si raccomanda l'utilizzo di distanziatori autolivellanti.
 For an optimum installation we recommend the use of self-leveling spacers.



SIERRA GRIGIO 20x122 cm

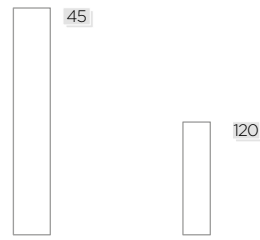


SIERRA ROVERE 20x122 cm



SIERRA NOCE 20x122 cm

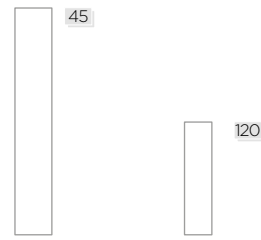
sierra grigio



R03780 525 ■
Sierra Grigio
20x122 cm Rett.
8"x48" Rect.
R9

R04204 520 ■
Sierra Grigio
15x60 cm Rett.
6"x24" Rect.
R9

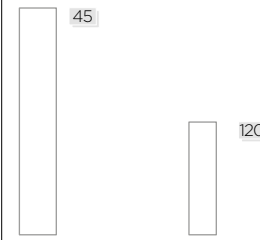
sierra rovere



R03856 525 ■
Sierra Rovere
20x122 cm Rett.
8"x48" Rect.
R9

R04202 520 ■
Sierra Rovere
15x60 cm Rett.
6"x24" Rect.
R9

sierra beige



R03778 525 ■
Sierra Beige
20x122 cm Rett.
8"x48" Rect.
R9


R04203 520 ■
Sierra Beige
15x60 cm Rett.
6"x24" Rect.
R9

sierra noce



R03779 525 ■
Sierra Noce
20x122 cm Rett.
8"x48" Rect.
R9





SIERRA BEIGE 15x60 cm

pezzi speciali • trims • pièces spéciales • formteile

		GRIGIO	ROVERE	BEIGE	NOCE
	Battiscopa				
7x60 cm	20  502 	R04598	R04599	R04596	R04597

pesi e misure • weight and sizes • poids et mesures • gewichte und verpackungen

dimensioni sizes dimensions abmessungen	spessore thickness épaisseur stärke	pz/collo pcs/box pc/boite stk/ktn	mq/collo sqm/box m/boite qm/ktn	kg/collo kg/box kg/boite kg/ktn	colli/pallet box/europal boites/europal ktn/europal	mq/pallet sqm/pallet m/pallet qm/pallet	kg/europal kg/europal kg/europal kg/europal
Fondo 20x122 Rettificato	9,5 mm	5	1,22	23,90	45	54,90	1100
Fondo 15x60 Rettificato	8,5 mm	15	1,35	23,00	40	54,00	945



BRICKONE VECCHIA FIRENZE 7,4x31 cm

brickonecollection

GRES PORCELLANATO
 PORCELAIN STONEWARE
 GRÈS CÉRAME
 FEINSTEINZEUG



colori • colors • couleurs • farben



ANTICA ROMA



TERRE D'UMBRIA



VECCHIA FIRENZE



ROSSO BERLINO



FUMO DI LONDRA



BIANCO MANHATTAN

V4

V1

bianco
manhattan

formati • sizes • formats • formate

7,4x31 3"x12"
Naturale
 Natural
 ≈ 9 mm

R10

Superficie posata con fuga da 1 cm. Installed surface with 1 cm joint. Pose joint 1 cm compris. Verlegte oberflaecke mit einer 1 cm fugе.

I Decorì Brickone sono 5 soggetti imballati in maniera casuale e presentano tonalità diverse essendo decorati su fondo con forte variazione cromatica. Sono venduti solamente a scatole complete. The Brickone Decorations are 5 subjects randomly packed and have different shades being decorated on a plain tile with strong colour variation. They are sold on full boxes basis only. Les décors Brickone sont 5 sujets emballés au hasard et ont différentes nuances étant décorés sur un fond à forte variation chromatique. Ils sont vendus uniquement en boîtes complètes. Die Brickone Dekore sind 5 Elemente die nach dem Zufallsprinzip verpackt werden und die unterschiedliche Farbtoene zeigen weil die auf einen Hintergrund mit starker kromatischen Variation dekoriert werden. Diese Dekore werden nur per volle Kartons verkauft.



BRICKONE ANTICA ROMA 7,4x31 cm



BRICKONE ROSSO BERLINO 7,4x31 cm



BRICKONE TERRE D'UMBRIA 7,4x31 cm



BRICKONE BIANCO MANHATTAN 7,4x31 cm

MARBLE&STONE LOOK

CONCRETE&RESIN LOOK

WOOD LOOK

WALL DESIGN

OUTDOOR SPACES

INFO

brickone **antica roma**



150



5 MIX

BKN003 534 ■
Brickone Antica Roma
7,4x31 cm
3"x12"
R10

304050 506 ■
Decoro Brickone Antica Roma
7,4x31 cm
3"x12"

brickone **terre d'umbria**



150



5 MIX

BKN002 534 ■
Brickone Terre D'Umbria
7,4x31 cm
3"x12"
R10

304051 506 ■
Decoro Brickone Terre D'Umbria
7,4x31 cm
3"x12"

brickone **vecchia firenze**



150



5 MIX

BKN001 534 ■
Brickone Vecchia Firenze
7,4x31 cm
3"x12"
R10

304052 506 ■
Decoro Brickone Vecchia Firenze
7,4x31 cm
3"x12"

brickone **rosso berlino**



150



5 MIX

BKN004 534 ■
Brickone Rosso Berlino
7,4x31 cm
3"x12"
R10

304053 506 ■
Decoro Brickone Rosso Berlino
7,4x31 cm
3"x12"



brickone fumo di londra



BKN006 534 ■
Brickone Fumo di Londra
7,4x31 cm
3"x12"
R10

304054 506 ■
Decoro Brickone Fumo di Londra
7,4x31 cm
3"x12"

brickone bianco manhattan



BKN005 534 ■
Brickone Bianco Manhattan
7,4x31 cm
3"x12"
R10

304055 506 ■
Decoro Brickone Bianco Manhattan
7,4x31 cm
3"x12"



pezzi speciali • trims • pièces spéciales • formteile

		ANTICA ROMA	TERRE D'UMBRIA	VECCHIA FIRENZE	ROSSO BERLINO	FUMO DI LONDRA	BIANCO MANHATTAN
	Angolare 31x15,5x7,4 cm	BKN013	BKN012	BKN011	BKN014	BKN016	BKN015
	12 505						



BRICKONE FUMO DI LONDRA, DECORO BRICKONE FUMO DI LONDRA 7,4x31 cm

pesi e misure • weight and sizes • poids et mesures • gewichte und verpackungen

dimensioni sizes dimensions abmessungen	spessore thickness épaisseur stärke	pz/collo pcs/box pc/boite stk/ktn	mq/collo sqm/box m/boite qm/ktn	kg/collo kg/box kg/boite kg/ktn	colli/pallet box/europal boites/europal ktn/europal	mq/pallet sqm/pallet m/pallet qm/pallet	kg/europal kg/europal kg/europal
Fondo 7,4x31	9 mm	34	0,91 *	12,70	85	77,35 *	1100
Decoro 7,4x31	9 mm	17	-	6,35	-	-	-

* **Superficie posata** . Installed surface



LIVING SALVIA 7,4x31 cm | DECORO LIVING SALVIA 7,4x31 cm

livingcollection

GRES PORCELLANATO
 PORCELAIN STONEWARE
 GRÈS CÉRAMÉ
 FEINSTEINZEUG



colori • colors • couleurs • farben

V3



WHITE

GREY

BLUE

SALVIA

formati • sizes • formats • formate

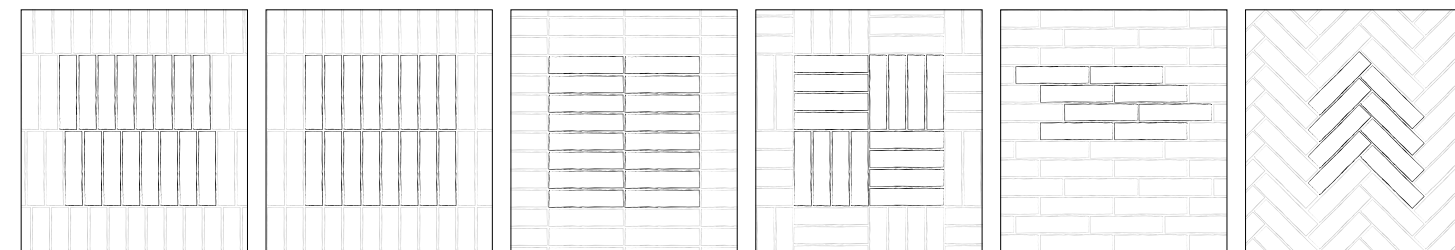


31x62 12"x24"
Naturale
 Natural
 ± 9 mm



7,4x31 3"x12"
Naturale
 Natural
 ± 9 mm

Suggerimenti di posa • laying tips • Conseils de pose • Verlegehinweise



31x62 12"x24"
 o/or **7,4x31** 3"x12"

31x62 12"x24"
 o/or **7,4x31** 3"x12"

31x62 12"x24"
 o/or **7,4x31** 3"x12"

7,4x31 3"x12"

7,4x31 3"x12"

7,4x31 3"x12"

I Decori Living sono 5 soggetti imballati in maniera casuale e presentano tonalità diverse essendo decorati su fondo con forte variazione cromatica. Sono venduti solamente a scatole complete. The Living Decorations are 5 subjects randomly packed and have different shades being decorated on a plain tile with strong colour variation. They are sold on full boxes basis only. Les décors Living sont 5 sujets emballés au hasard et ont différentes nuances étant décorés sur un fond à forte variation chromatique. Ils sont vendus uniquement en boîtes complètes. Die Living Dekore sind 5 Elemente die nach dem Zufallsprinzip verpackt werden und die unterschiedliche Farbtoene zeigen weil die auf einen Hintergrund mit starker chromatischer Variation dekoriert werden. Diese Dekore werden nur per volle Kartons verkauft.



LIVING WHITE 31x62 cm o/or 7,4x31 cm | **PAINT** BLUE 60x120 cm



LIVING BLUE 31x62 cm o/or 7,4x31 cm



LIVING GREY 31x62 cm o/or 7,4x31 cm | **PAINT** BLUE 60x120 cm



LIVING SALVIA 31x62 cm o/or 7,4x31 cm

MARBLE&STONE LOOK

CONCRETE&RESIN LOOK

WOOD LOOK

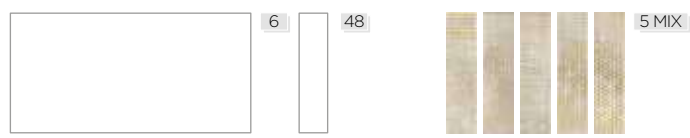
WALL DESIGN

OUTDOOR SPACES

INFO

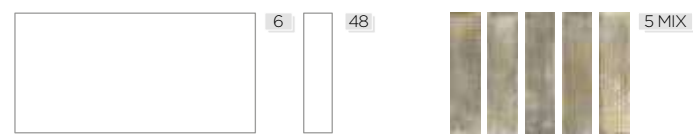
LIVING

living white



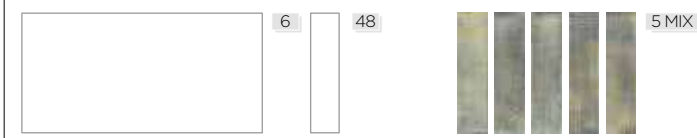
- 303954 583** Living White 31x62 cm 12"x24"
- 303983 539** Living White 7,4x31 cm 3"x12"
- 304047 506** Decoro Living White 7,4x31 cm 3"x12"

living grey



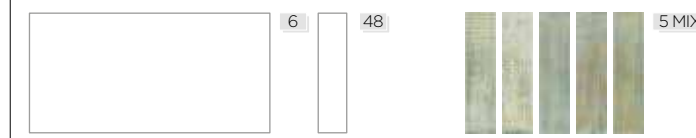
- 303955 583** Living Grey 31x62 cm 12"x24"
- 303984 539** Living Grey 7,4x31 cm 3"x12"
- 304048 506** Decoro Living Grey 7,4x31 cm 3"x12"

living blue



- 303956 583** Living Blue 31x62 cm 12"x24"
- 303985 539** Living Blue 7,4x31 cm 3"x12"
- 304049 506** Decoro Living Blue 7,4x31 cm 3"x12"

living salvia



- 303957 583** Living Salvia 31x62 cm 12"x24"
- 303986 539** Living Salvia 7,4x31 cm 3"x12"
- 304046 506** Decoro Living Salvia 7,4x31 cm 3"x12"



MARBLE&STONE LOOK

CONCRETE&RESIN LOOK

WOOD LOOK

WALL DESIGN

OUTDOOR SPACES

INFO



LIVING BLUE 7,4x31 cm | IKON AMBER 20x122 cm

pezzi speciali • trims • pièces spéciales • formteile

	WHITE	GREY	BLUE	SALVIA
Jolly 1,3x31 cm	16 510			
	201718	201719	201720	201717

pesi e misure • weight and sizes • poids et mesures • gewichte und verpackungen

dimensioni sizes dimensions abmessungen	spessore thickness épaisseur stärke	pz/collo pcs/box pc/boite stk/ktn	mq/collo sqm/box m/boite qm/ktn	kg/collo kg/box kg/boite kg/ktn	colli/pallet box/europal boites/europal ktn/europal	mq/pallet sqm/pallet m/pallet qm/pallet	kg/europal kg/europal kg/europal kg/europal
Fondo 31x62	9 mm	7	1,35	23,30	60	81,00	1420
Fondo 7,4x31	9 mm	34	0,78	12,70	68	53,04	890
Decoro 7,4x31	9 mm	17	0,39	6,35	-	-	-


wallpaperscollection

GRES PORCELLANATO
 PORCELAIN STONEWARE
 GRÈS CÉRAMÉ
 FEINSTEINZEUG



colori • colors • couleurs • farben

V4



formati • sizes • formats • formate



60x120 24"x48"
Rettificato
 Rectified
 ≈ 9,5 mm

R9

* **La ripresa grafica tra le diverse lastre di decori può avere una tolleranza contenuta in 3mm.** The tile graphic between the different slabs of decors could have a tolerance included in 3 mm. La suite graphique des différents décors peut avoir une tolérance limitée de 3cm. Die graphische Wiederholung zwischen den verschiedenen Dekorationsanwendungen kann eine Toleranz innerhalb von 3 mm aufweisen.

** **I decori non seguono uno schema di posa e non c'è continuità di disegno fra i decori.** The decors do not follow a laying scheme and there is no design continuity between the decorations. Les décors ils ne suivent pas un schéma de pose et il n'y a pas de continuité de dessin entre les décors. Es gibt kein Verlegemuster und keine Kontinuität der Dekorationen.

Le immagini degli ambienti sono puramente indicative.
 The images of the rooms are purely indicative.
 Les images des pièces sont fournies uniquement à titre indicatif.
 Bilder von Einstellungen sind nur zur Orientierung.



WALLPAPERS BLUE FOREST 60x120 cm | LIVING BLUE 31x62 cm | IKON AMBER 30x122 cm



WALLPAPERS PALMA 60x120 cm | **BASIC** LIGHT GREY 60x60 cm | **ESSENZE** VANIGLIA 20x122 cm



WALLPAPERS FANTASY 60x120 cm | **PAINT** ROSÈ 60x120 cm



WALLPAPERS FIORE 60x120 cm | **BASIC** LIGHT GREY 60x120 cm



WALLPAPERS FIORE ORO 60x120 cm | **PAINT** SALVIA 60x120 cm

MARBLE&STONE LOOK

CONCRETE&RESIN LOOK

WOOD LOOK

WALL DESIGN

OUTDOOR SPACES

INFO

WALLPAPERS



WALLPAPERS KINTSUGI 60x120 cm | **PAINT** WHITE 60x120 cm | **PAINT** GREY 60x60 cm



WALLPAPERS BLUE FOREST 60x120 cm | **PAINT** BLUE 60x120 cm | **PAINT** WHITE 60x60 cm



WALLPAPERS MAGNOLIA 60x120 cm | **PAINT** BLUE 60x120 cm | **PAINT** SALVIA 60x120 cm



WALLPAPERS FOLIAGE 60x120 cm | **MANSION** WARM 60x120 cm



WALLPAPERS GOLDEN FERN 60x120 cm | **ESSENZE** VANIGLIA 20x122 cm



WALLPAPERS GEOMETRIC 60x120 cm | **SOLID** BEIGE 60x120 cm



WALLPAPERS BRONZE FERN 60x120 cm | **GARE** LIGHT GREY 60x120 cm | **SIERRA** ROVERE 15x60 cm



WALLPAPERS LINES 60x120 cm | **SMOT** WHITE 60x120 cm

MARBLE&STONE LOOK

CONCRETE&RESIN LOOK

WOOD LOOK

WALL DESIGN

OUTDOOR SPACES

INFO

WALLPAPERS

wallpapers **palma**



303921 547 ■
Wallpapers Palma
60x120 cm Rett.
24"x48" Rect.
R9

wallpapers **fiore**



303920 547 ■
Wallpapers Fiore
60x120 cm Rett.
24"x48" Rect.
R9

wallpapers **fiore oro**



303952 547 ■
Wallpapers Fiore Oro
60x120 cm Rett.
24"x48" Rect.
R9

wallpapers **fantasy**



303950 547 ■
Wallpapers Fantasy
60x120 cm Rett.
24"x48" Rect.
R9



wallpapers **blue forest**



2 MIX

303960 548 ■
Wallpapers Blue Forest
60x120 cm Rett.
24"x48" Rect.
R9



wallpapers **magnolia**



2 MIX

303953 548 ■
Wallpapers Magnolia
60x120 cm Rett.
24"x48" Rect.
R9



wallpapers **kintsugi**



6 MIX

303951 547 ■
Wallpapers Kintsugi
60x120 cm Rett.
24"x48" Rect.
R9



wallpapers **foliage**



2 MIX

303520 547 ■
Wallpapers Foliage
60x120 cm Rett.
24"x48" Rect.
R9



MARBLE&STONE LOOK

CONCRETE&RESIN LOOK

WOOD LOOK

WALL DESIGN

OUTDOOR SPACES

INFO

wallpapers **decoro geology**



4

304150 547 ■
Decoro Geology
60x120 cm Rett.
24"x48" Rect.
R10

wallpapers **decoro ikon**



2 MIX

304166 547 ■
Decoro Ikon
60x120 cm Rett.
24"x48" Rect.
R10

wallpapers **golden fern**



2 MIX

303525 547 ■
Wallpapers Golden Fern
60x120 cm Rett.
24"x48" Rect.
R9

wallpapers **bronze fern**



2 MIX

303524 547 ■
Wallpapers Bronze Fern
60x120 cm Rett.
24"x48" Rect.
R9



wallpapers **geometric**



303522 547 ■
Wallpapers Geometric
60x120 cm Rett.
24"x48" Rect.
R9



wallpapers **lines**



303521 547 ■
Wallpapers Lines
60x120 cm Rett.
24"x48" Rect.
R9



wallpapers **impact**



303526 547 ■
Wallpapers Impact
60x120 cm Rett.
24"x48" Rect.
R9



WALLPAPERS IMPACT 60x120 cm
ESSENZE CANNELLA OUT R11 15x60 cm





DECORS DECORO GEOLOGY 60x120 cm | **GEOLOGY** SABBIA, RIGAT-ONE SABBIA, COTTO 60x120 | BACCHETTA RAME 0,5x60 cm



DECORS DECORO IKON 60x120 | **IKON** MINDI 30x122 cm - 20x122 cm

pesi e misure • weight and sizes • poids et mesures • gewichte und verpackungen

dimensioni sizes dimensions abmessungen	spessore thickness épaisseur stärke	pz/collo pcs/box pc/boite stk/ktn	mq/collo sqm/box m/boite qm/ktn	kg/collo kg/box kg/boite kg/ktn	colli/pallet box/europal boites/europal ktn/europal	mq/pallet sqm/pallet qm/pallet	kg/europal kg/europal kg/europal kg/europal
Fondo 60x120 Rettificato	9,5 mm	2	1,44	30,50	35	50,40	1090



ATMOSFERE PERLA, CIELO, DECORO AURORA 30x90 cm | ESSENZE CANNELLA 20x122 cm

atmosfera collection

RIVESTIMENTO IN PASTA BIANCA ATOMIZZATA
 ATOMIZED WHITE BODY WALL TILE
 REVÊTEMENTS EN PÂTE BLANCHE ATOMISÉE
 ATOMISIERTE WEISSSCHERBIGE WANDFLIESEN



colori • colors • couleurs • farben



PERLA



ALOE



CIELO

formati • sizes • formats • formate



30x90 12"x36"
Rettificato
 Rectified
 ± 9,5 mm



ATMOSFERE ALOE, DECORO MIX, DECORO ALBA 30x90 cm | **SOLID** LIGHT GREY 60x60 cm

atmosfera



303961 579 ■
Atmosfera Perla
30x90 cm Rett.
12"x36" Rect.



303964 579 ■
Atmosfera Aloe
30x90 cm Rett.
12"x36" Rect.



303963 579 ■
Atmosfera Cielo
30x90 cm Rett.
12"x36" Rect.



303962 580 ■
Atmosfera 3D Perla
30x90 cm Rett.
12"x36" Rect.



303966 580 ■
Atmosfera Decoro Alba
30x90 cm Rett.
12"x36" Rect.



303967 580 ■
Atmosfera Decoro Aurora
30x90 cm Rett.
12"x36" Rect.



12 MIX

303965 580 ■
Atmosfera Decoro Mix
30x90 cm Rett.
12"x36" Rect.

alcuni abbinamenti • some matching designs • certaines combinaisons • einige empfohlene kombinationen



pesi e misure • weight and sizes • poids et mesures • gewichte und verpackungen

dimensioni sizes dimensions abmessungen	spessore thickness épaisseur stärke	pz/collo pcs/box pc/boite stk/ktn	mq/collo sqm/box m/boite qm/ktn	kg/collo kg/box kg/boite kg/ktn	colli/pallet box/europal boites/europal ktn/europal	mq/pallet sqm/pallet m/pallet qm/pallet	kg/europal kg/europal kg/europal kg/europal
Fondo 30x90 Rettificato / Decori	9,5 mm	7	1,89	31,50	36	68,04	1160



ARTISTIC STONE GRIGIO, DECORO ARTISTIC STONE GRIGIO 25x75 cm | SIERRA GRIGIO 20x122 cm

artisticstonecollection

RIVESTIMENTO IN PASTA BIANCA ATOMIZZATA
 ATOMIZED WHITE BODY WALL TILE
 REVÊTEMENTS EN PÂTE BLANCHE ATOMISÉE
 ATOMISIERTE WEISSSCHERBIGE WANDFLIESEN



HD

colori • colors • couleurs • farben

V2



GRIGIO



BEIGE

formati • sizes • formats • formate




25x75 10"x30"
Rettificato
 Rectified
 ± 9 mm



ARTISTIC STONE BEIGE, DECORO ARTISTIC STONE BEIGE 25x75 cm | SIERRA BEIGE 20x122 cm

artistic stone



303928 522 ■
Artistic Stone Grigio
25x75 cm Rett.
10"x30" Rect.



303929 522 ■
Artistic Stone Beige
25x75 cm Rett.
10"x30" Rect.




303930 525 ■
Decoro Artistic Stone Grigio
25x75 cm Rett.
10"x30" Rect.



303931 525 ■
Decoro Artistic Stone Beige
25x75 cm Rett.
10"x30" Rect.

alcuni abbinamenti • some matching designs • certaines combinaisons • einige empfohlene kombinationen



pesi e misure • weight and sizes • poids et mesures • gewichte und verpackungen

dimensioni sizes dimensions abmessungen	spessore thickness épaisseur stärke	pz/collo pcs/box pc/boite stk/ktn	mq/collo sqm/box m/boite qm/ktn	kg/collo kg/box kg/boite kg/ktn	colli/pallet box/europal boites/europal ktn/europal	mq/pallet sqm/pallet m/pallet qm/pallet	kg/europal kg/europal kg/europal kg/europal
Fondo 25x75 Rettificato / Decori	9 mm	8	1,50	23,00	36	54,00	855



VILLAGE COLOR CREMA, CANNETTA CREMA, RIQUADRI 25x75 cm | SIERRA BEIGE 15x60 cm

villagecolorcollection

RIVESTIMENTO IN PASTA BIANCA ATOMIZZATA
 ATOMIZED WHITE BODY WALL TILE
 REVÊTEMENTS EN PÂTE BLANCHE ATOMISÉE
 ATOMISIERTE WEISSSCHERBIGE WANDFLIESEN




HD

colori • colors • couleurs • farben

V2



BIANCO



CREMA

formati • sizes • formats • formate



25x75 10"x30"
Rettificato
 Rectified
 ± 9 mm



VILLAGE COLOR BIANCO, CANNETTA BIANCO, RIQUADRI 25x75 cm | EMOTION GRIS 60x60 cm


village color



303892 522 ■
Village Color Bianco
25x75 cm Rett.
10"x30" Rect.







303894 525 ■
Village Color Cannetta Bianco
25x75 cm Rett.
10"x30" Rect.



303893 522 ■
Village Color Crema
25x75 cm Rett.
10"x30" Rect.




303895 525 ■
Village Color Cannetta Crema
25x75 cm Rett.
10"x30" Rect.



303896 525 ■
Village Color Riquadri
25x75 cm Rett.
10"x30" Rect.

12 MIX

alcuni abbinamenti • some matching designs • certaines combinaisons • einige empfohlene kombinationen



pesi e misure • weight and sizes • poids et mesures • gewichte und verpackungen

dimensioni sizes dimensions abmessungen	spessore thickness épaisseur stärke	pz/collo pcs/box pc/boite stk/ktn	mq/collo sqm/box m/boite qm/ktn	kg/collo kg/box kg/boite kg/ktn	colli/pallet box/eurolat boites/eurolat ktn/eurolat	mq/pallet sqm/pallet qm/pallet	kg/eurolat kg/eurolat kg/eurolat kg/eurolat
Fondo 25x75 Rettificato / Decori	9 mm	8	1,50	23,00	36	54,00	855



HARMONY SINFONIA PEARL LUCIDO 25x75 cm | EMOTION GRIS 60x60 cm

harmonycollection

RIVESTIMENTO IN PASTA BIANCA ATOMIZZATA
 ATOMIZED WHITE BODY WALL TILE
 REVÊTEMENTS EN PÂTE BLANCHE ATOMISÉE
 ATOMISIERTE WEISSSCHERBIGE WANDFLIESEN



colori • colors • couleurs • farben

V2



PEARL



GREY

formati • sizes • formats • formate



25x75 10"x30"
Rettificato
 Rectified
 ± 9 mm



HARMONY PEARL LUCIDO, GREY LUCIDO, MIX DECORO LUCIDO 25x75 cm | **EMOTION** GRIS 60x60 cm

harmony



303882 522 ■
Harmony Pearl Lucido
25x75 cm Rett.
10"x30" Rect.



303883 522 ■
Harmony Grey Lucido
25x75 cm Rett.
10"x30" Rect.



303884 525 ■
Harmony Mix Decoro Lucido
25x75 cm Rett.
10"x30" Rect.



303885 525 ■
Harmony Pearl Wave Lucido
25x75 cm Rett.
10"x30" Rect.



303886 525 ■
Harmony Grey Wave Lucido
25x75 cm Rett.
10"x30" Rect.




303926 525 ■
Harmony Sinfonia Pearl Lucido
25x75 cm Rett.
10"x30" Rect.

3 MIX

alcuni abbinamenti • some matching designs • certaines combinaisons • einige empfohlene kombinationen



SMOT
WHITE




SMOT
GREY



EMOTION
GRIS

pesi e misure • weight and sizes • poids et mesures • gewichte und verpackungen

dimensioni sizes dimensions abmessungen	spessore thickness épaisseur stärke	pz/collo pcs/box pc/boite stk/ktn	mq/collo sqm/box m/boite qm/ktn	kg/collo kg/box kg/boite kg/ktn	colli/pallet box/europal boites/europal ktn/europal	mq/pallet sqm/pallet m/pallet qm/pallet	kg/europal kg/europal kg/europal kg/europal
Fondo 25x75 Rettificato / Decori	9 mm	8	1,50	23,00	36	54,00	855



SOHO DARK SATINATO, DARK ONDA SATINATO 25x75 cm | EMOTION TAUPE 60x60 cm

sohocollection

RIVESTIMENTO IN PASTA BIANCA ATOMIZZATA
 ATOMIZED WHITE BODY WALL TILE
 REVÊTEMENTS EN PÂTE BLANCHE ATOMISÉE
 ATOMISIERTE WEISSSCHERBIGE WANDFLIESEN



colori • colors • couleurs • farben



LIGHT



DARK

formati • sizes • formats • formate



25x75 10"x30"
Rettificato
 Rectified
 ± 9 mm



SOHO SINFONIA LIGHT SATINATO 25x75 cm | SIERRA BEIGE 20x122 cm

soho



303877 522 ■
Soho Light Satinato
25x75 cm Rett.
10"x30" Rect.



303878 522 ■
Soho Dark Satinato
25x75 cm Rett.
10"x30" Rect.



303880 525 ■
Soho Light Onda Satinato
25x75 cm Rett.
10"x30" Rect.



303881 525 ■
Soho Dark Onda Satinato
25x75 cm Rett.
10"x30" Rect.



303927 525 ■
Soho Sinfonia Light Satinato
25x75 cm Rett.
10"x30" Rect.



303879 525 ■
Soho Mix Decoro Satinato
25x75 cm Rett.
10"x30" Rect.

3 MIX

alcuni abbinamenti • some matching designs • certaines combinaisons • einige empfohlene kombinationen



QUARRY
TUNDRA



EMOTION
TAUPE



SIERRA
BEIGE

pesi e misure • weight and sizes • poids et mesures • gewichte und verpackungen

dimensioni sizes dimensions abmessungen	spessore thickness épaisseur stärke	pz/collo pcs/box pc/boite stk/ktn	mq/collo sqm/box m/boite qm/ktn	kg/collo kg/box kg/boite kg/ktn	colli/pallet box/europal boites/europal ktn/europal	mq/pallet sqm/pallet m/pallet qm/pallet	kg/europal kg/europal kg/europal kg/europal
Fondo 25x75 Rettificato / Decori	9 mm	8	1,50	23,00	36	54,00	855



VINCI PEARL ONDA SATINATO, GREY ONDA SATINATO 25x75 cm | EMOTION GRIS 60x60 cm

vincicollection

RIVESTIMENTO IN PASTA BIANCA ATOMIZZATA
 ATOMIZED WHITE BODY WALL TILE
 REVÊTEMENTS EN PÂTE BLANCHE ATOMISÉE
 ATOMISIERTE WEISSSCHERBIGE WANDFLIESEN



colori • colors • couleurs • farben



PEARL



GREY

formati • sizes • formats • formate



25x75 10"x30"
Rettificato
 Rectified
 ± 9 mm



VINCI SINFONIA PEARL SATINATO, GREY SATINATO 25x75 cm | **EMOTION** GRIS 60x60 cm

vinci



303887 522 ■
Vinci Pearl Satinato
25x75 cm Rett.
10"x30" Rect.



303888 522 ■
Vinci Grey Satinato
25x75 cm Rett.
10"x30" Rect.



303890 525 ■
Vinci Pearl Onda Satinato
25x75 cm Rett.
10"x30" Rect.



303891 525 ■
Vinci Grey Onda Satinato
25x75 cm Rett.
10"x30" Rect.



303925 525 ■
Vinci Sinfonia Pearl Satinato
25x75 cm Rett.
10"x30" Rect.




303889 525 ■
Vinci Mix Decoro Satinato
25x75 cm Rett.
10"x30" Rect.

3 MIX

alcuni abbinamenti • some matching designs • certaines combinaisons • einige empfohlene kombinationen



SMOT
WHITE



SMOT
GREY



EMOTION
GRIS

pesi e misure • weight and sizes • poids et mesures • gewichte und verpackungen

dimensioni sizes dimensions abmessungen	spessore thickness épaisseur stärke	pz/collo pcs/box pc/boite stk/ktn	mq/collo sqm/box m/boite qm/ktn	kg/collo kg/box kg/boite kg/ktn	colli/pallet box/europal boites/europal ktn/europal	mq/pallet sqm/pallet m/pallet qm/pallet	kg/europal kg/europal kg/europal kg/europal
Fondo 25x75 Rettificato / Decori	9 mm	8	1,50	23,00	36	54,00	855

rivestimenti 30x60 collection

RIVESTIMENTO IN PASTA BIANCA ATOMIZZATA
 ATOMIZED WHITE BODY WALL TILE
 REVÊTEMENTS EN PÂTE BLANCHE ATOMISÉE
 ATOMISIERTE WEISSSCHERBIGE WANDFLIESEN



Bitola & Kent


V2



304168 531 ■
 Bitola Beige
 30x60 cm Rett.
 12"x24" Rect.
 ≈ 8,5 mm



304169 532 ■
 Bitola Beige Carpet
 30x60 cm Rett.
 12"x24" Rect.
 ≈ 8,5 mm



304167 531 ■
 Bitola Grey
 30x60 cm Rett.
 12"x24" Rect.
 ≈ 8,5 mm



304170 532 ■
 Kent Grey Carpet
 30x60 cm Rett.
 12"x24" Rect.
 ≈ 8,5 mm



BITOLA BEIGE, BEIGE CARPET 30x60 cm



BITOLA GREY 30x60 cm | KENT GREY CARPET 30x60 cm

alcuni abbinamenti • some matching designs • certaines combinaisons • einige empfohlene kombinationen



QUARRY
TUNDRA



EMOTION
TAUPE



SIERRA
BEIGE



SMOT
WHITE



SMOT
GREY



EMOTION
GRIS

pesi e misure • weight and sizes • poids et mesures • gewichte und verpackungen


dimensioni sizes dimensions abmessungen	spessore thickness épaisseur stärke	pz/collo pcs/box pc/boite stk/ktn	mq/collo sqm/box m/boite qm/ktn	kg/collo kg/box kg/boite kg/ktn	colli/pallet box/europal boites/europal ktn/europal	mq/pallet sqm/pallet m/pallet qm/pallet	kg/europal kg/europal kg/europal kg/europal
Fondo 30x60 Rettificato	8,5 mm	10	1,8	26,20	32	57,6	870

rivestimenti 30x60 collection

RIVESTIMENTO IN PASTA BIANCA ATOMIZZATA
 ATOMIZED WHITE BODY WALL TILE
 REVÊTEMENTS EN PÂTE BLANCHE ATOMISÉE
 ATOMISIERTE WEISSSCHERBIGE WANDFLIESEN



Nature & Oak



304171 531 ■
 Nature Cream
 30x60 cm Rett.
 12"x24" Rect.
 ≈ 8,5 mm



304173 532 ■
 Oak Honey Chevron
 30x60 cm Rett.
 12"x24" Rect.
 ≈ 8,5 mm



304172 532 ■
 Nature Cream Dekor
 30x60 cm Rett.
 12"x24" Rect.
 ≈ 8,5 mm



NATURE CREAM, CREAM DEKOR 30x60 cm



OAK HONEY CHEVRON 30x60 cm


alcuni abbinamenti • some matching designs • certaines combinaisons • einige empfohlene kombinationen



SOLID
WHITE



SOLID
BEIGE



EMOTION
TAUPE



SIERRA
BEIGE

pesi e misure • weight and sizes • poids et mesures • gewichte und verpackungen


dimensioni sizes dimensions abmessungen	spessore thickness épaisseur stärke	pz/collo pcs/box pc/boite stk/ktn	mq/collo sqm/box m/boite qm/ktn	kg/collo kg/box kg/boite kg/ktn	colli/pallet box/europal boites/europal ktn/europal	mq/pallet sqm/pallet m/pallet qm/pallet	kg/europal kg/europal kg/europal kg/europal
Fondo 30x60 Rettificato	8,5 mm	10	1,8	26,20	32	57,6	870

unicolorcollection


RIVESTIMENTO IN PASTA BIANCA ATOMIZZATA
 ATOMIZED WHITE BODY WALL TILE
 REVÊTEMENTS EN PÂTE BLANCHE ATOMISÉE
 ATOMISIERTE WEISSSCHERBIGE WANDFLIESEN



formati e colori • size & colors • formats et couleurs • formate und farben



303856 520 ■
 Bianco Matt Rettificato
 30x60 cm Rett.
 12"x24" Rect.
 ≈ 9 mm



303855 520 ■
 Bianco Lux Rettificato
 30x60 cm Rett.
 12"x24" Rect.
 ≈ 9 mm

RIVESTIMENTO IN BICOTTURA ATOMIZZATA
 ATOMIZED DOUBLE-FIRED WALL TILE
 REVÊTEMENTS ATOMISÉE EN BICUISSON
 ATOMISIERTE ZWEIBRANDVERFAHREN WANDFLIESEN



formati e colori • size & colors • formats et couleurs • formate und farben



302789M 507 ■
 Bianco Matt
 20x20 cm
 8"x8"



302797M 507 ■
 Bianco Lux
 20x20 cm
 8"x8"

pesi e misure • weight and sizes • poids et mesures • gewichte und verpackungen

dimensioni sizes dimensions abmessungen	spessore thickness épaisseur stärke	pz/collo pcs/box pc/boite stk/ktn	mq/collo sqm/box m/boite qm/ktn	kg/collo kg/box kg/boite kg/ktn	colli/pallet box/europal boites/europal ktn/europal	mq/pallet sqm/pallet m/pallet qm/pallet	kg/europal kg/europal kg/europal kg/europal
Fondo 30x60 Matt/Lux Rettificato	9 mm	10	1,80	26,20	32	57,60	860
Fondo 20x20 Matt/Lux	6 mm	40	1,60	10,68	72	115,20	790



UNICOLOR BIANCO LUX 30x60 cm | EVOQ NERO 60x60 cm



Gres porcellanato Porcelain stoneware. Grès cérame. Feinsteinzeug		60x120 24"x48" RTT		60x60 24"x24" RTT		31x62 12"x24"		15x60 6"x24"		15,3x31 6"x12"	
ASPEN BEIGE	PG. 66										
ASPEN BIANCO	PG. 64										
ASPEN GRIGIO	PG. 64										
EMOTION BLANC	PG. 174										
EMOTION GRIS	PG. 174	•		•							
EMOTION ANTHRACITE	PG. 175	•		•							
EMOTION TAUPE	PG. 175			•							
ESSENZE CANNELLA	PG. 198										
ESSENZE GELSOMINO	PG. 199										
CEMENTONE GARE SAND	PG. 134										
CEMENTONE GARE GREY	PG. 135										
GEOLOGY GHIAIA	PG. 108	•									
GEOLOGY SABBIA	PG. 109	•									
MANSION COLD	PG. 48	•		•							
MANSION MID	PG. 48	•		•							
MANSION EXTREME	PG. 49	•		•							
MANSION WARM	PG. 49	•		•							
MURETTO SASSONE	PG. 98										
NATURE BIANCO	PG. 56										
NATURE GREIGE	PG. 57										
NATURE GRIGIO	PG. 56										
NATURE NERO	PG. 57										
MURO DI SIENA VALS	PG. 73										
VALS MIX COLD	PG. 73										
PIETRONE	PG. 94										
ROCCIONE	PG. 94										
SASSONE	PG. 98										
STONE MIX FANGO	PG. 90										
STONE MIX PIOMBO	PG. 90										
TAVELLONE TERRE D'UMBRIA	PG. 102										
TAVELLONE VECCHIA FIRENZE	PG. 102										

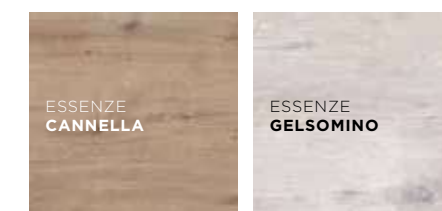
effetto pietra • stone look



effetto cemento • concrete look



effetto legno • wood look



vantaggi per te e per l'ambiente
advantages for you and for the environment
avantages pour vous et pour l'environnement
Vorteile fuer dich und fuer die Umwelt



ECO SOSTENIBILE
ECO-SUSTAINABLE
ÉCOLOGIQUE
UMWELTFREUNDLICH



INGELIVO E IGNIFUGO
FROST PROOF AND FIRE PROOF
RÉSISTANT AU GEL ET IGNIFUGE
FROST - UND FEUERFEST



ANTISCIVOLO R11 A+B+C
ANTI SLIP R11 A+B+C
ANTIDÉRAPANT R11 A+B+C
RUTSCHFEST R11 A+B+C



RESISTENTE A MUFFE E MUSCHI
RESISTANT TO MOLD AND MOSS
RÉSISTANT AUX MOISSURES
ET AUX MOUSSES
RESISTENT GEGEN SCHIMMEL
UND MOOS



RESISTENTE AI CARICHI
RESISTANT TO LOADS
RÉSISTANT AUX CHARGES
WIDERSTANDSFAEHIG GEGEN
BELASTUNGEN



RESISTENTE A SBALZI TERMICI
RESISTANT TO THERMAL SHOCK
RÉSISTANT AUX CHOCS THERMIQUES
BSTAENDIG GEGEN
THERMOSCHOCK

OUTDOOR4.0 ARCHITETTURE PORCELAIN.PAVERS

OUTDOOR racchiude l'offerta di Dado Ceramica per le pavimentazioni esterne (aree urbane, viali, terrazze, piscine, parcheggi, giardini pubblici etc..). Lo spessore disponibile (20 mm, il nuovo 30 mm) e le elevate prestazioni tecniche, unite alla semplicità di installazione e rimozione, rendono questi prodotti versatili e sicuri sia in aree pubbliche che private. Le tipologie di installazione, su erba, su sabbia, su ghiaia, su massetto con colla o sopraelevata e le numerose soluzioni estetiche, soddisfano le varie necessità.

OUTDOOR is Dado Ceramica solution for exterior flooring (urban areas, avenues, terraces, swimming pools, parking areas, public gardens, and many more..). The available thicknesses (20 mm, the new 30 mm) and the high technical performance, combined with the easiness of the installation and removal, make these products versatile and safe both for public and private areas. The types of installation, on grass, on sand, on gravel, screed with glue or raised, and the designs available, fully meet the various needs.

La section OUTDOOR comprend l'offre de Dado Ceramica pour des sols extérieurs (zones urbaines, avenues, terrasses, piscines, parkings, jardins publics etc.). L'épaisseur disponible (20 mm, le nouveau 30 mm) et hautes performances techniques, combinées à la simplicité d'installation et de retrait, rendre ces produits polyvalents et sûrs dans les deux domaines publics et privés.

Das OUTDOOR Programm von Dado beinhaltet Außenpflasterungen für viele öffentliche Bereiche wie z. B. Zufahrtswege, Terrassen, Schwimmbäder, öffentliche Gartenanlagen, Parkplatzgestaltung. Sowohl die Verlegung als auch eine eventuelle Demontage der Pflastersteine ist aufgrund der Verfügbaren Stärken (20mm und jetzt auch 30mm) und der ausgezeichneten technischen Voraussetzungen in öffentlichen und privaten Bereichen vielseitig und einfachst durchzuführen.


Dove e come si usano • Where and how they are used .
Comment les utiliser . Wo und wann die gebraucht werden.

Queste indicazioni rappresentano delle indicazioni generali basate sullo stato dell'arte e non vincolanti. Fare riferimento alle normative specifiche di ogni singolo paese per realizzare una pavimentazione a regola d'arte. | The following tips and suggestions are not binding for the manufacturer. Please refer to the regulations in force in your Country for a correct and adequate fixing. | Les indications représentent une définitions générale mondiale, ne sont pas contractuelles. Reférez-vous à l'état de l'art de votre pays, et demandez nous des spécifications précises, nous vous répondons volontiers. | Diese Angaben sind allgemeine Hinweise basierend auf den letzten Stand der Technik und haben deshalb keine Verpflichtung. Muss man sich auf die besonderen Vorschriften jedes einzelnen Landes beziehen um einen hochmodernen Bodenbelag zu erstellen.

		POSA SU ERBA* INSTALLATION ONTO GRASS POSE SUR HERBE VERLEGUNG AUF GRAS	POSA SU SABBIA* INSTALLATION ONTO SAND POSE SUR SABLE VERLEGUNG AUF SAND	POSA SU GHIAIA* INSTALLATION ON GRAVEL POSE SUR GRAVIERS VERLEGUNG AUF KIES	POSA SU MASSETTO CON COLLA** LAYING ON SCREED WITH ADHESIVE POSE SUR FOND AVEC COLLE VERLEGUNG AUF ESTRICH MIT KLEBER	POSA SOPRAELEVATA INSTALLATION ONTO FLAT SURFACES (RAISED LAYING) POSE SURELEVÉE VERLEGUNG ALS DOPPELBODEN	
RESIDENZIALE RESIDENTIAL	Aree carrabili Drive-over areas Zones de conduite Verkehrsflächen	•	•	•	•		
	Giardini Gardens jardins Gärten	•	•	•			
	Muri di Sostegno Retaining Walls Murs De Support Stützmauern	•	•	•	•		
	Patio/terrazze Patio/terraces Patio et terrasses Patio und Terrassen				•	•	
	Stabilimenti balneari Bathing establishments Établissements balnéaires Badeanstalten		•				
PUBBLICO PUBLIC AREAS	Aree industriali/commerciali (negozi, ristoranti, bar...) Industrial/commercial areas (shops, restaurants, bars...) Zones Industrielles / Commerciales Industrie- und Gewerbegebiete				•	•	
	Camminamenti e arredo urbano Walkways and urban furniture Meubles de marche et urbains Gehwege und Straßenmöbel	•	•	•	•		
	Parchi Parks Parcs Parks		•		•		

* **Pavimentazione carrabile a basso traffico veicolare - Spessore 20 mm.** Installation on driveways with low vehicular traffic - Thickness 20 mm.
Chaussée carrossable faible trafic routier - épaisseur 20 mm. Auffahrt Pflasterung mit geringem Fahrzeugverkehr - Staerke 20 mm.
* **Spessore 30 mm - Pavimentazione carrabile.** 30 mm Thickness - Installation on driveways.
Epaisseur 30 mm Carrossable. Staerke 30 mm : Einfahrt Pflaster.

Dado Ceramica per tutti gli ambienti dell'abitare! . Dado ceramica for all spaces!
Dado Ceramica, pour tous les espaces! . Dado Ceramica für jeden Gebrauch!



Versatilità di Posa . Laying versatility
Usages de pose . Vielseitigkeit der Verlegung .

- A** Ultra Mustang Rettificato **81x81 32"x32"**
POSA SU MASSETTO CON COLLA
LAYING ON SCREED WITH ADHESIVE
POSE À LA COLLE . VERLEGUNG AUF ESTRICH MIT LEIM
POSA SU GHIAIA . INSTALLATION ON GRAVEL
POSE MORTIER BATARD AVEC OU SANS GRAVILLONS .
VERLEGUNG AUF SCHOTTEN
- B** Ultra Gare Graphite Rettificato **60x60 24"x24"**
POSA SU MASSETTO CON COLLA
LAYING ON SCREED WITH ADHESIVE
POSE À LA COLLE
VERLEGUNG AUF ESTRICH MIT LEIM
- C** Ultra Contemporary Light Grey Rettificato **60x60 24"x24"**
POSA SU MASSETTO CON COLLA
LAYING ON SCREED WITH ADHESIVE
POSE À LA COLLE
VERLEGUNG AUF ESTRICH MIT LEIM
POSA SU ERBA . INSTALLATION ON GRASS
POSE SUR HERBE . VERLEGUNG AUF GRAS
- D** New Ultra Vals Light Rettificato **60x60 24"x24"**
POSA SOPRAELEVATA . RAISED FLOORING
POSE SUR PLOT POSSIBLE . ERHOEHTE VERLEGUNG
- E** Ultra Essenze Cannella Rettificato **40,5x81 16"x32"**
POSA SOPRAELEVATA . RAISED FLOORING
POSE SUR PLOT POSSIBLE . ERHOEHTE VERLEGUNG


Vantaggi . Advantages
Avantages . Vorteile

- MECCANICI** . MECHANICAL . MÉCANIQUES . MECHANISCHE
 - Resistente ai carichi di rottura Resistant to breakage load
Très résistant à la charge de rupture .
Widerstandfaehig gegen Bruchlasten
 - Resistente al graffio e alla scalfittura Resistant to scratch
Très résistant aux griffes / griffes profondes . Kratz - und rissenfest
 - Resistente all'abrasione Resistant to abrasion
Très résistant à l'abrasion . Abriebfest
- CHIMICO-FISICI** . CHEMICAL AND PHYSICAL
CHIMIQUES . PHYSIKALISCHE UND CHEMISCHE VORTEILE
 - Resistente agli sbalzi termici . Resistant to thermal shock
Résistance au choc thermiques (in gélimité) .
Bestaendig gegen Thermoschock
 - Colori stabili nel tempo . Chromatic stability .
Coloris stables dans le temps . Stabile Farben in der Zeit
 - Resistente al sale . Resistant to salt . Résistance au sel . Bestaendig gegen Salz
 - Resistente agli agenti chimici e muffe Resistant to chemical agents and moulds . Résistance au agents chimiques et a la moisissure .
Chemikalien - und schimmelbestaendig
 - Facile da pulire . Easy to clean . Grande facilité d'entretien . Einfach zu putzen
- PRESTAZIONALI** . PERFORMANCE
PERFORMANCES . LEISTUNGEN
 - Facile da posare . Easy to install . Facile à poser . Einfache Verlegung
 - Versatile . Versatile . Versatile . Vielseitig
 - Ispezionabile e removibile . Removable, easy to inspection
(Installation without glue only)
Facile à décarreler . Kontrollierbar und entfernbar
 - Antiscivolo . Anti-slip . Antiglisse . Rutschfest


OUTDOOR 4.0
Gres porcellanato
Rettificato
 Rectified
 Porcelain stoneware .
 Grès cérame rectifié .
 Feinsteinzeug
 Geschliffen einkalibrig

	≅ 20 mm 3/4"				≅ 30 mm 1 1/4"				
	60x120 24"x48"	30x122 12"x48"	81x81 32"x32"	40,5x81 16"x32"	60x60 24"x24"	90x90 36"x36"	45x90 18"x36"	40x80 16"x32"	60x60 24"x24"
FOREST DARK GREY									
SENSI LIGHT									
SENSI MEDIUM									
SCOUT BEIGE	•		•	•	•	•			•
SCOUT BLACK									•
SCOUT FOG	•		•	•	•				•
SCOUT SMOKE			•	•	•				
SCOUT WHITE									
ULTRA ARGOS BEIGE									
ULTRA ARGOS GREY									
ULTRA ARGOS WHITE									
ULTRA ASPEN ANTRACITE	•		•	•	•		•		•
ULTRA ASPEN BEIGE	•				•				
ULTRA ASPEN BIANCO									
ULTRA ASPEN FUMÉ									
ULTRA ASPEN GRIGIO	•		•	•	•		•		•
ULTRA BARGE									
ULTRA BASIC GREY						•			•
ULTRA BAVIERA									
ULTRA BLACK							•		
ULTRA CONTEMPORARY BROWN			•				•		•
ULTRA CONTEMPORARY LIGHT GREY	•		•			•	•		•
ULTRA CULT GREY									
ULTRA DOWNTOWN WOOD WARM		•						•	
ULTRA ERMETICA BIANCO									
ULTRA ERMETICA GRIGIO									
ULTRA ERMETICA LAVAGNA									
ULTRA ESSENZE CANNELLA		•		•					
ULTRA ESSENZE GELSOMINO				•					
ULTRA ESSENZE SANDALO				•					
ULTRA ESSENZE VANIGLIA				•					
ULTRA EVOQ AVORIO						•			
ULTRA EVOQ NERO									
ULTRA EVOQ NIGHT									
ULTRA GARE GRAPHITE			•			•	•		•
ULTRA GARE SAND	•		•		•	•	•		•
ULTRA GARE GREY	•								
ULTRA IKON AMBER		•					•		
ULTRA LANDSCAPE CLOUD									
ULTRA LANDSCAPE DAY									
ULTRA LANDSCAPE NIGHT									•
ULTRA MANSION MID									
ULTRA MANSION WARM									
ULTRA MASK GRAPHITE				•					•
ULTRA MASK IVORY				•					•
ULTRA MASK SILVER				•					•
ULTRA MASK TOBACCO				•					•
ULTRA MUSTANG			•			•			•
ULTRA QUEENSTONE ACCIAIO	•								
ULTRA QUEENSTONE AVORIO	•								
ULTRA RIGATONE FRAME MID	•								
ULTRA SELCIATO									
ULTRA SHELLSTONE BEIGE								•	
ULTRA SHELLSTONE BIANCO	•							•	
ULTRA SHELLSTONE GRIGIO								•	
ULTRA SHELLSTONE TAUPE	•								
ULTRA SLATE GREY									•
ULTRA SOLID WHITE									
ULTRA SOLID LIGHT GREY									
ULTRA SOLID BLACK							•		•
ULTRA SOLID BEIGE								•	
ULTRA SOLID GREY							•	•	•
ULTRA TIME STONE CENERE	•								
ULTRA TIME STONE GHIACCIO									
ULTRA TIME STONE GRAFITE									
ULTRA TIME STONE SABBIA	•								
ULTRA UNIVERSAL OAK		•		•					
ULTRA VALS DARK									
ULTRA VALS LIGHT	•								
ULTRA WOOD									


effetto pietra • stone look



effetto cemento • concrete look



effetto legno • wood look



MARBLE&STONE LOOK

CONCRETE&RESIN LOOK

WOOD LOOK

WALL DESIGN

OUTDOOR SPACES

INFO



ULTRA MANSION WARM 60x120 cm \pm 20 mm | **MANSION WARM** 60x120 cm



ULTRA SHELLSTONE GRIGIO 60x60 cm \pm 20 mm



NEW ULTRA VALS LIGHT 60x60 cm \pm 20 mm



ULTRA BAVIERA 60x60 cm \pm 20 mm

MARBLE&STONE LOOK

CONCRETE&RESIN LOOK

WOOD LOOK

WALL DESIGN

OUTDOOR SPACES

INFO

OUTDOOR 4.0

scout white



303623 535 ■
New Scout White
60x60 cm Rett.
24"x24" Rect.
≠ 20 mm R11

V2


scout beige



303803 545 ■
Scout Beige
60x120 cm Rett.
24"x48" Rect.
≠ 20 mm R11



303777 543 ■
New Scout Beige
81x81 cm Rett.
32"x32" Rect.
≠ 20 mm R11



303785 543 ■
New Scout Beige
40,5x81 cm Rett.
16"x32" Rect.
≠ 20 mm R11



303569 535 ■
New Scout Beige
60x60 cm Rett.
24"x24" Rect.
≠ 20 mm R11




303833 555 ■
Scout Beige
90x90 cm Rett.
36"x36" Rect.
≠ 30 mm R11




303632 550 ■
Scout Beige
60x60 cm Rett.
24"x24" Rect.
≠ 30 mm R11

V2


scout fog



303804 545 ■
Scout Fog
60x120 cm Rett.
24"x48" Rect.
≠ 20 mm R11



303778 543 ■
New Scout Fog
81x81 cm Rett.
32"x32" Rect.
≠ 20 mm R11




303786 543 ■
New Scout Fog
40,5x81 cm Rett.
16"x32" Rect.
≠ 20 mm R11



303571 535 ■
New Scout Fog
60x60 cm Rett.
24"x24" Rect.
≠ 20 mm R11

V2

scout smoke




303779 543 ■
New Scout Smoke
81x81 cm Rett.
32"x32" Rect.
≠ 20 mm R11



303787 543 ■
New Scout Smoke
40,5x81 cm Rett.
16"x32" Rect.
≠ 20 mm R11



303570 535 ■
New Scout Smoke
60x60 cm Rett.
24"x24" Rect.
≠ 20 mm R11



303631 550 ■
Scout Smoke
60x60 cm Rett.
24"x24" Rect.
≠ 30 mm R11

V2



MARBLE&STONE LOOK

CONCRETE&RESIN LOOK

WOOD LOOK

WALL DESIGN

OUTDOOR SPACES

INFO

scout **black**



303572 535 ■
New Scout Black
60x60 cm Rett.
24"x24" Rect.
≅ 20 mm R11




303633 550 ■
Scout Black
60x60 cm Rett.
24"x24" Rect.
≅ 30 mm R11

ultra **black**




303573 535 ■
New Ultra Black
60x60 cm Rett.
24"x24" Rect.
≅ 20 mm R11



303978 552 ■
Ultra Black
45x90 cm Rett.
18"x36" Rect.
≅ 30 mm R11

ultra vals **light**



304225 545 ■
New Ultra Vals Light
60x120 cm Rett.
24"x48" Rect.
≅ 20 mm R11



303627 535 ■
New Ultra Vals Light
60x60 cm Rett.
24"x24" Rect.
≅ 20 mm R11

ultra vals **dark**



303628 535 ■
New Ultra Vals Dark
60x60 cm Rett.
24"x24" Rect.
≅ 20 mm R11



MARBLE&STONE LOOK

CONCRETE&RESIN LOOK

WOOD LOOK

WALL DESIGN

OUTDOOR SPACES

INFO

ultra mask **ivory**



304079 543 ■
Ultra Mask Ivory
40,5x81 cm Rett.
16"x32" Rect.
≅ 20 mm R11



304027 535 ■
Ultra Mask Ivory
60x60 cm Rett.
24"x24" Rect.
≅ 20 mm R11



304083 550 ■
Ultra Mask Ivory
60x60 cm Rett.
24"x24" Rect.
≅ 30 mm R11

ultra mask **tobacco**



304071 543 ■
Ultra Mask Tobacco
40,5x81 cm Rett.
16"x32" Rect.
≅ 20 mm R11



304024 535 ■
Ultra Mask Tobacco
60x60 cm Rett.
24"x24" Rect.
≅ 20 mm R11



304080 550 ■
Ultra Mask Tobacco
60x60 cm Rett.
24"x24" Rect.
≅ 30 mm R11

ultra mask **silver**



304072 543 ■
Ultra Mask Silver
40,5x81 cm Rett.
16"x32" Rect.
≅ 20 mm R11



304025 535 ■
Ultra Mask Silver
60x60 cm Rett.
24"x24" Rect.
≅ 20 mm R11




304081 550 ■
Ultra Mask Silver
60x60 cm Rett.
24"x24" Rect.
≅ 30 mm R11

ultra mask **graphite**



304073 543 ■
Ultra Mask Graphite
40,5x81 cm Rett.
16"x32" Rect.
≅ 20 mm R11



304026 535 ■
Ultra Mask Graphite
60x60 cm Rett.
24"x24" Rect.
≅ 20 mm R11



304082 550 ■
Ultra Mask Graphite
60x60 cm Rett.
24"x24" Rect.
≅ 30 mm R11



MARBLE&STONE LOOK

CONCRETE&RESIN LOOK

WOOD LOOK

WALL DESIGN

OUTDOOR SPACES

INFO

ultra mansion **warm**



303794 535 ■
Ultra Mansion Warm
60x60 cm Rett.
24"x24" Rect.
≅ 20 mm R11

ultra mansion **mid**



303763 535 ■
Ultra Mansion Mid
60x60 cm Rett.
24"x24" Rect.
≅ 20 mm R11

ultra landscape **cloud**



304078 535 ■
New Ultra Landscape Cloud
60x60 cm Rett.
24"x24" Rect.
≅ 20 mm R11

ultra landscape **night**



303625 535 ■
New Ultra Landscape Night
60x60 cm Rett.
24"x24" Rect.
≅ 20 mm R11



303634 550 ■
Ultra Landscape Night
60x60 cm Rett.
24"x24" Rect.
≅ 30 mm R11



MARBLE&STONE LOOK

CONCRETE&RESIN LOOK

WOOD LOOK

WALL DESIGN

OUTDOOR SPACES

INFO

ultra landscape **day**



303626 535 ■
New Ultra Landscape Day
60x60 cm Rett.
24"x24" Rect.
≧ 20 mm R11

ultra **barge**



303621 535 ■
New Ultra Barge
60x60 cm Rett.
24"x24" Rect.
≧ 20 mm R11

ultra **baviera**



303657 535 ■
Ultra Baviera
60x60 cm Rett.
24"x24" Rect.
≧ 20 mm R11

ultra slate **grey**



303620 535 ■
New Ultra Slate Grey
60x60 cm Rett.
24"x24" Rect.
≧ 20 mm R11



303864 550 ■
Ultra Slate Grey
60x60 cm Rett.
24"x24" Rect.
≧ 30 mm R11



MARBLE&STONE LOOK

CONCRETE&RESIN LOOK

WOOD LOOK

WALL DESIGN

OUTDOOR SPACES

INFO

ultra **mustang**

V2




10

303776 543 ■
New Ultra Mustang
81x81 cm Rett.
32"x32" Rect.
≅ 20 mm R11



23

303619 535 ■
New Ultra Mustang
60x60 cm Rett.
24"x24" Rect.
≅ 20 mm R11



8

303831 555 ■
Ultra Mustang
90x90 cm Rett.
36"x36" Rect.
≅ 30 mm R11



16

303636 550 ■
Ultra Mustang
60x60 cm Rett.
24"x24" Rect.
≅ 30 mm R11

ultra ermetica **lavagna**

V3



24

005428 535 ■
Ultra Ermetica Lavagna
60x60 cm Rett.
24"x24" Rect.
≅ 20 mm R11



14

005669 527 ■
Ultra Ermetica Lavagna
40x80 cm Rett.
16"x32" Rect.
≅ 30 mm R11

ultra ermetica **grigio**

V3



24

005427 535 ■
Ultra Ermetica Grigio
60x60 cm Rett.
24"x24" Rect.
≅ 20 mm R11



14

005668 527 ■
Ultra Ermetica Grigio
40x80 cm Rett.
16"x32" Rect.
≅ 30 mm R11

ultra ermetica **bianco**

V3



24

005426 535 ■
Ultra Ermetica Bianco
60x60 cm Rett.
24"x24" Rect.
≅ 20 mm R11



14

005667 527 ■
Ultra Ermetica Bianco
40x80 cm Rett.
16"x32" Rect.
≅ 30 mm R11



MARBLE&STONE LOOK

CONCRETE&RESIN LOOK

WOOD LOOK

WALL DESIGN

OUTDOOR SPACES


INFO

ultra aspen **bianco**



RO4151 535 ■
New Ultra Aspen Bianco
60x60 cm Rett.
24"x24" Rect.
≅ 20 mm R11

ultra aspen **grigio**



RO4547 545 ■
Ultra Aspen Grigio
60x120 cm Rett.
24"x48" Rect.
≅ 20 mm R11



RO4498 543 ■
New Ultra Aspen Grigio
81x81 cm Rett.
32"x32" Rect.
≅ 20 mm R11



RO4500 543 ■
New Ultra Aspen Grigio
40,5x81 cm Rett.
16"x32" Rect.
≅ 20 mm R11



RO4154 535 ■
New Ultra Aspen Grigio
60x60 cm Rett.
24"x24" Rect.
≅ 20 mm R11



RO4491 552 ■
Ultra Aspen Grigio
45x90 cm Rett.
18"x36" Rect.
≅ 30 mm R11




RO4195 550 ■
Ultra Aspen Grigio
60x60 cm Rett.
24"x24" Rect.
≅ 30 mm R11

ultra aspen **fumè**



RO4152 535 ■
New Ultra Aspen Fumè
60x60 cm Rett.
24"x24" Rect.
≅ 20 mm R11

ultra aspen **anthracite**



RO4548 545 ■
Ultra Aspen Anthracite
60x120 cm Rett.
24"x48" Rect.
≅ 20 mm R11




RO4499 543 ■
New Ultra Aspen Anthracite
81x81 cm Rett.
32"x32" Rect.
≅ 20 mm R11



RO4501 543 ■
New Ultra Aspen Anthracite
40,5x81 cm Rett.
16"x32" Rect.
≅ 20 mm R11



RO4153 535 ■
New Ultra Aspen Anthracite
60x60 cm Rett.
24"x24" Rect.
≅ 20 mm R11



RO4492 552 ■
Ultra Aspen Anthracite
45x90 cm Rett.
18"x36" Rect.
≅ 30 mm R11



RO4194 550 ■
Ultra Aspen Anthracite
60x60 cm Rett.
24"x24" Rect.
≅ 30 mm R11



MARBLE&STONE LOOK

CONCRETE&RESIN LOOK


WOOD LOOK

WALL DESIGN

OUTDOOR SPACES

INFO

ultra aspen **beige**



R05616 545 ■
Ultra Aspen Beige
60x120 cm Rett.
24"x48" Rect.
≅ 20 mm R11



R05055 535 ■
New Ultra Aspen Beige
60x60 cm Rett.
24"x24" Rect.
≅ 20 mm R11

ultra argos **beige**



304208 535 ■
Ultra Argos Beige
60x60 cm Rett.
24"x24" Rect.
≅ 20 mm R11

ultra argos **white**



304207 535 ■
Ultra Argos White
60x60 cm Rett.
24"x24" Rect.
≅ 20 mm R11

ultra argos **grey**



304209 535 ■
Ultra Argos Grey
60x60 cm Rett.
24"x24" Rect.
≅ 20 mm R11



MARBLE&STONE LOOK

CONCRETE&RESIN LOOK


WOOD LOOK

WALL DESIGN

OUTDOOR SPACES

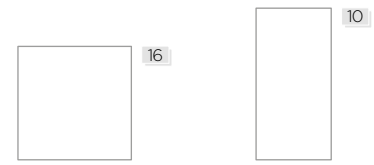
INFO

ultra shellstone **bianco**



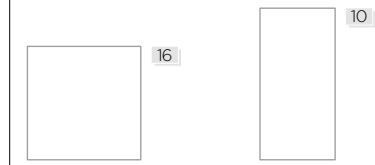
- 005617 545** ■
Ultra Shellstone Bianco
60x120 cm Rett.
24"x48" Rect.
≅ 20 mm R11
- 005577 535** ■
Ultra Shellstone Bianco
60x60 cm Rett.
24"x24" Rect.
≅ 20 mm R11
- 005670 527** ■
Ultra Shellstone Bianco
40x80 cm Rett.
16"x32" Rect.
≅ 30 mm R11

ultra shellstone **grigio**



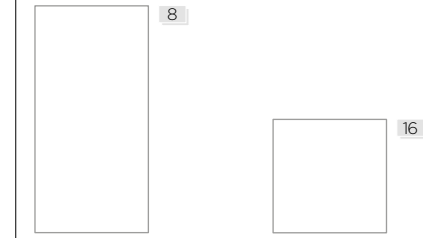
- 005615 535** ■
Ultra Shellstone Grigio
60x60 cm Rett.
24"x24" Rect.
≅ 20 mm R11
- 005672 527** ■
Ultra Shellstone Grigio
40x80 cm Rett.
16"x32" Rect.
≅ 30 mm R11

ultra shellstone **beige**



- 005578 535** ■
Ultra Shellstone Beige
60x60 cm Rett.
24"x24" Rect.
≅ 20 mm R11
- 005671 527** ■
Ultra Shellstone Beige
40x80 cm Rett.
16"x32" Rect.
≅ 30 mm R11

ultra shellstone **taupe**



- 005618 545** ■
Ultra Shellstone Taupe
60x120 cm Rett.
24"x48" Rect.
≅ 20 mm R11
- 005614 535** ■
Ultra Shellstone Taupe
60x60 cm Rett.
24"x24" Rect.
≅ 20 mm R11



MARBLE&STONE LOOK

CONCRETE&RESIN LOOK


WOOD LOOK

WALL DESIGN

OUTDOOR SPACES

INFO

ultra time stone **cenere**




TMS012 545
Ultra Time Stone Cenere
60x120 cm Rett.
24"x48" Rect.
≅ 20 mm R11



TMS002 535
Ultra Time Stone Cenere
60x60 cm Rett.
24"x24" Rect.
≅ 20 mm R11

ultra time stone **sabbia**



TMS014 545
Ultra Time Stone Sabbia
60x120 cm Rett.
24"x48" Rect.
≅ 20 mm R11



TMS004 535
Ultra Time Stone Sabbia
60x60 cm Rett.
24"x24" Rect.
≅ 20 mm R11

ultra time stone **ghiaccio**



TMS001 535
Ultra Time Stone Ghiaccio
60x60 cm Rett.
24"x24" Rect.
≅ 20 mm R11

ultra time stone **grafite**



TMS003 535
Ultra Time Stone Grafite
60x60 cm Rett.
24"x24" Rect.
≅ 20 mm R11



MARBLE&STONE LOOK

CONCRETE&RESIN LOOK


WOOD LOOK

WALL DESIGN

OUTDOOR SPACES

INFO

ultra queen stone **avorio**



QST071 545 ■
Ultra Queen Stone Avorio
60x120 cm Rett.
24"x48" Rect.
≅ 20 mm R11

ultra queen stone **acciaio**



QST070 545 ■
Ultra Queen Stone Acciaio
60x120 cm Rett.
24"x48" Rect.
≅ 20 mm R11

ultra **selciato**



303768 537 ■
Ultra Selciato
60x60 cm Rett.
24"x24" Rect.
≅ 20 mm R11



ULTRA SELCIATO 60x60 cm ≅ 20 mm





ULTRA CONTEMPORARY LIGHT GREY 60x60 cm \pm 20 mm



ULTRA BASIC GREY 60x60 cm \pm 20 mm



ULTRA SOLID WHITE 60x60 cm \pm 20 mm



ULTRA GARE SAND 81x81 cm \pm 20 mm

MARBLE&STONE LOOK

CONCRETE&RESIN LOOK

WOOD LOOK

WALL DESIGN

OUTDOOR SPACES

INFO

OUTDOOR 4.0

ultra solid **white**




303992 535 ■
Ultra Solid White
60x60 cm Rett.
24"x24" Rect.
≅ 20 mm R11

ultra solid **light grey**



303993 535 ■
Ultra Solid Light Grey
60x60 cm Rett.
24"x24" Rect.
≅ 20 mm R11


ultra solid **grey**



304085 552 ■
Ultra Solid Grey
45x90 cm Rett.
18"x36" Rect.
≅ 30 mm R11




304227 527 ■
Ultra Solid Grey
40x80 cm Rett.
16"x32" Rect.
≅ 30 mm R11




304084 550 ■
Ultra Solid Grey
60x60 cm Rett.
24"x24" Rect.
≅ 30 mm R11

ultra solid **black**






303994 535 ■
Ultra Solid Black
60x60 cm Rett.
24"x24" Rect.
≅ 20 mm R11



304075 552 ■
Ultra Solid Black
45x90 cm Rett.
18"x36" Rect.
≅ 30 mm R11



304076 550 ■
Ultra Solid Black
60x60 cm Rett.
24"x24" Rect.
≅ 30 mm R11



MARBLE&STONE LOOK

CONCRETE&RESIN LOOK

WOOD LOOK

WALL DESIGN

OUTDOOR SPACES

INFO

ultra solid **beige**




303991 535 ■
Ultra Solid Beige
60x60 cm Rett.
24"x24" Rect.
≅ 20 mm R11



304228 527 ■
Ultra Solid Beige
40x80 cm Rett.
16"x32" Rect.
≅ 30 mm R11

ultra gare **sand**



303999 545 ■
Ultra Gare Sand
60x120 cm Rett.
24"x48" Rect.
≅ 20 mm R11




303773 543 ■
Ultra Gare Sand
81x81 cm Rett.
32"x32" Rect.
≅ 20 mm R11



303607 535 ■
Ultra Gare Sand
60x60 cm Rett.
24"x24" Rect.
≅ 20 mm R11



303828 555 ■
Ultra Gare Sand
90x90 cm Rett.
36"x36" Rect.
≅ 30 mm R11




303770 552 ■
Ultra Gare Sand
45x90 cm Rett.
18"x36" Rect.
≅ 30 mm R11



303609 550 ■
Ultra Gare Sand
60x60 cm Rett.
24"x24" Rect.
≅ 30 mm R11

ultra gare **grey**




304000 545 ■
Ultra Gare Grey
60x120 cm Rett.
24"x48" Rect.
≅ 20 mm R11

ultra gare **graphite**



303774 543 ■
Ultra Gare Graphite
81x81 cm Rett.
32"x32" Rect.
≅ 20 mm R11



303606 535 ■
Ultra Gare Graphite
60x60 cm Rett.
24"x24" Rect.
≅ 20 mm R11



303829 555 ■
Ultra Gare Graphite
90x90 cm Rett.
36"x36" Rect.
≅ 30 mm R11



303771 552 ■
Ultra Gare Graphite
45x90 cm Rett.
18"x36" Rect.
≅ 30 mm R11



303608 550 ■
Ultra Gare Graphite
60x60 cm Rett.
24"x24" Rect.
≅ 30 mm R11



MARBLE&STONE LOOK

CONCRETE&RESIN LOOK

WOOD LOOK

WALL DESIGN

OUTDOOR SPACES

INFO

sensi **light**



303934 550 ■
Sensi Light
60x60 cm Rett.
24"x24" Rect.
≅ 30 mm R11

sensi **medium**



303935 550 ■
Sensi Medium
60x60 cm Rett.
24"x24" Rect.
≅ 30 mm R11

contemporary **brown**



004487 543 ■
Ultra Contemporary Brown
81x81 cm Rett.
32"x32" Rect.
≅ 20 mm R11



004134 535 ■
Ultra Contemporary Brown
60x60 cm Rett.
24"x24" Rect.
≅ 20 mm R11




004489 552 ■
Ultra Contemporary Brown
45x90 cm Rett.
18"x36" Rect.
≅ 30 mm R11




004136 550 ■
Ultra Contemporary Brown
60x60 cm Rett.
24"x24" Rect.
≅ 30 mm R11

contemporary **light grey**



004549 545 ■
Ultra Contemporary
Light Grey
60x120 cm Rett.
24"x48" Rect.
≅ 20 mm R11



004488 543 ■
Ultra Contemporary
Light Grey
81x81 cm Rett.
32"x32" Rect.
≅ 20 mm R11




004133 535 ■
Ultra Contemporary
Light Grey
60x60 cm Rett.
24"x24" Rect.
≅ 20 mm R11



004887 555 ■
Ultra Contemporary
Light Grey
90x90 cm Rett.
36"x36" Rect.
≅ 30 mm R11



004490 552 ■
Ultra Contemporary
Light Grey
45x90 cm Rett.
18"x36" Rect.
≅ 30 mm R11



004135 550 ■
Ultra Contemporary
Light Grey
60x60 cm Rett.
24"x24" Rect.
≅ 30 mm R11



MARBLE&STONE LOOK

CONCRETE&RESIN LOOK

WOOD LOOK

WALL DESIGN

OUTDOOR SPACES

INFO

ultra evoq **avorio**



005434 535 ■
Ultra Evoq Avorio
60x60 cm Rett.
24"x24" Rect.
≅ 20 mm R11

ultra evoq **nero**



005435 535 ■
Ultra Evoq Nero
60x60 cm Rett.
24"x24" Rect.
≅ 20 mm R11

ultra evoq **night**




005436 535 ■
Ultra Evoq Night
60x60 cm Rett.
24"x24" Rect.
≅ 20 mm R11

ultra basic **grey**




303568 535 ■
New Ultra Basic Grey
60x60 cm Rett.
24"x24" Rect.
≅ 20 mm R11



303830 555 ■
Ultra Basic Grey
90x90 cm Rett.
36"x36" Rect.
≅ 30 mm R11



303635 550 ■
Ultra Basic Grey
60x60 cm Rett.
24"x24" Rect.
≅ 30 mm R11



MARBLE&STONE LOOK

CONCRETE&RESIN LOOK

WOOD LOOK

WALL DESIGN

OUTDOOR SPACES

INFO

ultra cult **grey**

V2



303624 535 ■
Ultra Cult Grey
60x60 cm Rett.
24"x24" Rect.
≅ 20 mm R11



ULTRA EVOQ NERO 60x60 cm ≅ 20 mm



ULTRA CULT GREY 60x60 cm ≅ 20 mm

MARBLE&STONE LOOK

CONCRETE&RESIN LOOK

WOOD LOOK

WALL DESIGN

OUTDOOR SPACES

INFO



ULTRA UNIVERSAL OAK 40,5x81 cm ± 20 mm



FOREST DARK GREY 40,5x81 cm ± 20 mm



ULTRA WOOD 60x60 cm ± 20 mm



ULTRA IKON AMBER 30x122 cm ± 20 mm

MARBLE&STONE LOOK

CONCRETE&RESIN LOOK

WOOD LOOK


WALL DESIGN

OUTDOOR SPACES

INFO

OUTDOOR 4.0

ultra essenze **gelsomino**




303780 543 ■
New Ultra Essenze Gelsomino
40,5x81 cm Rett.
16"x32" Rect.
≅ 20 mm R11

ultra essenze **vaniglia**



303781 543 ■
New Ultra Essenze Vaniglia
40,5x81 cm Rett.
16"x32" Rect.
≅ 20 mm R11

ultra essenze **cannella**



303805 546 ■
New Ultra Essenze Cannella
30x122 cm Rett.
12"x48" Rect.
≅ 20 mm R11



303782 543 ■
New Ultra Essenze Cannella
40,5x81 cm Rett.
16"x32" Rect.
≅ 20 mm R11

ultra essenze **sandalo**



303783 543 ■
New Ultra Essenze Sandalo
40,5x81 cm Rett.
16"x32" Rect.
≅ 20 mm R11



MARBLE&STONE LOOK

CONCRETE&RESIN LOOK

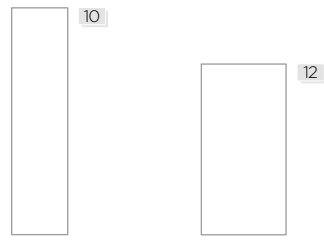
WOOD LOOK

WALL DESIGN

OUTDOOR SPACES

INFO

ultra ikon **amber**



303807 546 ■
Ultra Ikon Amber
30x122 cm Rett.
12"x48" Rect.
≠ 20 mm R11

303772 552 ■
Ultra Ikon Amber
45x90 cm Rett.
18"x36" Rect.
≠ 30 mm R11


ultra **wood**



303622 535 ■
New Ultra Wood
60x60 cm Rett.
24"x24" Rect.
≠ 20 mm R11



ultra universal **oak**



303806 546 ■
Ultra Universal Oak
30x122 cm Rett.
12"x48" Rect.
≠ 20 mm R11

303784 543 ■
New Ultra Universal Oak
40,5x81 cm Rett.
16"x32" Rect.
≠ 20 mm R11



forest **dark grey**



303939 543 ■
Forest Dark Grey
40,5x81 cm Rett.
16"x32" Rect.
≠ 20 mm R11

303977 552 ■
Forest Dark Grey
45x90 cm Rett.
18"x36" Rect.
≠ 30 mm R11



MARBLE&STONE LOOK

CONCRETE&RESIN LOOK

WOOD LOOK


WALL DESIGN

OUTDOOR SPACES

INFO

ultra downtown wood **warm**

v2




005624 545 ■
Ultra Downtown Wood Warm
30x122 cm Rett.
12"x48" Rect.
≅ 20 mm R11

005673 527 ■
Ultra Downtown Wood Warm
40x80 cm Rett.
16"x32" Rect.
≅ 30 mm R11



ultra **rigat-one frame mid**

v2



005628 545 ■
Ultra Rigat-One Frame Mid
60x120 cm Rett.
24"x48" Rect.
≅ 20 mm R11



ULTRA ESSENZE CANNELLA 30x122 cm ≅ 20 mm



ULTRA DOWNTOWN WOOD WARM 30x122 cm ≅ 20 mm | WARM 20x122 | VENEZIANA WARM 5x122

MARBLE&STONE LOOK

CONCRETE&RESIN LOOK

WOOD LOOK

WALL DESIGN

OUTDOOR SPACES


INFO




GRADONE SPESSORATI ARROTONDATO
ROUNDED COPING
NEZ DE MARCHE ARRONDI
MONOLITISCHE STUFENPLATTEN



GRADONE SPESSORATI ARROTONDATO CON SCANALATURE
ROUNDED COPING WITH GROOVES
NEZ DE MARCHE ARRONDI AVEC GOUTTE D'EAU
MONOLITISCHE STUFENPLATTEN MIT ABTROPFEN



GRADONE SPESSORATI ARROTONDATO CON GOCCIOLATOIO E SCANALATURE
ROUNDED COPING WITH DRIP AND GROOVES
NEZ DE MARCHE ARRONDI AVEC RAINURES
MONOLITISCHE STUFENPLATTEN MIT RILLEN




GRADONE A L MONOLITICO
MONOLITHIC L COPING
NEZ DE MARCHE L MONOLITIQUE
MONOLITISCHE STUFENPLATTEN "L"



GRADONE A L
L COPING
NEZ DE MARCHE L
STUFENPLATTEN "L"



GRIGLIE
GRIDS
GRID
GITTER



Altri pezzi speciali disponibili su richiesta
Other special pieces available on demand for swimming pool
Pièces Spéciales Supplémentaires Sur Demande
Weitere Spezielle auf Anfrage

Gradone Monolitico . Coping . Nez de Marche Monolitique . Monolitische Stufenplatten



Gradone Arrotondato . Rounded Coping
Nez de marche arrondi . Monolitische Stufenplatten

30x60 12"x24" SP 20 mm	549
40,5x81 16"x24" SP 20 mm	597
30x120 12"x48" SP 20 mm	526
30x122 12"x48" SP 20 mm	526
30x60 12"x24" SP 30 mm	551
40x80 16"x32" SP 30 mm	538
45x90 18"x36" SP 30 mm	559



Gradone arrotondato con gocciolatoio . Rounded coping with drip
Nez de marche arrondi avec goutte d'eau . Monolitische Stufenplatten mit Abtropfen

30x60 12"x24" SP 20 mm	587
40,5x81 16"x24" SP 20 mm	590
30x120 12"x48" SP 20 mm	588
30x122 12"x48" SP 20 mm	588
30x60 12"x24" SP 30 mm	601
40x80 16"x32" SP 30 mm	557
45x90 18"x36" SP 30 mm	591



Gradone arrotondato con scanalature . Rounded coping with grooves
Nez de marche arrondi avec rainures . Monolitische Stufenplatten mit Rillen


30x60 12"x24" SP 20 mm	587
40,5x81 16"x24" SP 20 mm	590
30x120 12"x48" SP 20 mm	588
30x122 12"x48" SP 20 mm	588
30x60 12"x24" SP 30 mm	601
40x80 16"x32" SP 30 mm	557
45x90 18"x36" SP 30 mm	591



Gradone arrotondato con gocciolatoio e scanalature
Rounded coping with drip and grooves
Nez de marche arrondi avec rainures et goutte d'eau
Monolitische Stufenplatten mit Abtropfen und Rillen


30x60 12"x24" SP 20 mm	587
40,5x81 16"x24" SP 20 mm	540
30x120 12"x48" SP 20 mm	591
30x122 12"x48" SP 20 mm	591
30x60 12"x24" SP 30 mm	540
40x80 16"x32" SP 30 mm	591
45x90 18"x36" SP 30 mm	594

Gradone a L Monolitico . Monolithic L Coping . Nez de marche L Monolitique . Monolitische Stufenplatten "L"



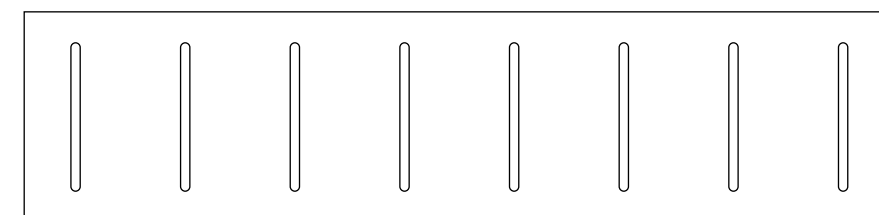
15x60x4cm 6"x24"x1½" SP 20 mm	557
-------------------------------	-----

Gradone a L . L Coping . Nez de marche L . Stufenplatten "L"




30x60x5 12"x24"x2" SP 20 mm	564
40,5x81x5 16"x24"x2" SP 20 mm	559
30x120x5 12"x48"x2" SP 20 mm	570
30x122x5 12"x48"x2" SP 20 mm	570

Griglie . Grids . Grid . Gitter



14,5x40,5 6"x16" SP 20 mm	593
19,5x40,5 8"x16" SP 20 mm	593
14,5x60 6"x24" SP 20 mm	587
19,5x60 8"x24" SP 20 mm	551
19,5x40 8"x16" SP 30 mm	592
14,5x45 6"x18" SP 30 mm	599
19,5x45 8"x18" SP 30 mm	595
14,5x60 6"x24" SP 30 mm	600
19,5x60 8"x24" SP 30 mm	564



pesi e misure • weight and sizes • poids et mesures • gewichte und verpackungen

dimensioni sizes dimensions abmessungen	spessore thickness épaisseur stärke	pz/collo pcs/box pc/boite stk/ktn	mq/collo sqm/box m/boite qm/ktn	kg/collo kg/box kg/boite kg/ktn	colli/pallet box/europal boites/europal ktn/europal	mq/pallet sqm/pallet m/pallet qm/pallet	kg/europal kg/europal kg/europal kg/europal
60x60 Rettificato	20 mm	2	0,72	31,60	30	21,60	975
81x81 Rettificato	20 mm	2	1,3122	57,00	24	31,4928	1395
40,5x81 Rettificato	20 mm	2	0,6561	28,50	30	19,683	880
30x122 Rettificato	20 mm	2	0,732	31,65	36	26,352	1160
60x120 Rettificato	20 mm	1	0,72	32,50	30	21,60	995
60x60 Rettificato	30 mm	1	0,36	25,00	40	14,40	1025
45x90 Rettificato	30 mm	1	0,405	28,00	32	12,96	903
40x80 Rettificato	30 mm	2	0,64	42,00	27	17,28	1160
90x90 Rettificato	30 mm	1	0,81	56,00	20	16,20	1145

La maggior parte dei colori outdoor è disponibile anche in spessori e finiture adatte per uso interno.

Most of the Outdoor items come also in regular thickness and finish, suitable for indoor installations.

La majorité des couleurs extérieures sont également disponibles dans des épaisseurs et des finitions adaptées à une utilisation en intérieur.

Die meisten Farben für Outdoor sind auch in Stärken und Ausführungen für den Innenbereich erhältlich.

Posa su erba

Installation on grass
Pose sur herbe
Verlegung auf Gras



Posa su massetto con colla

Laying on screed with adhesive
Pose sur fond avec colle
Verlegung auf Estrich mit Kleber



Posa su sabbia

Installation on sand
Pose sur sable
Verlegung auf Sand



Posa su ghiaia

Installation on gravel
Pose sur graviers
Verlegung auf Kies



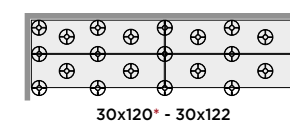
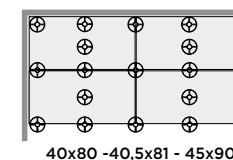
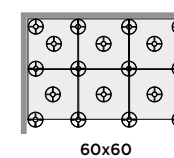
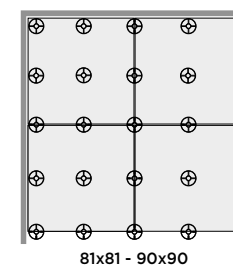
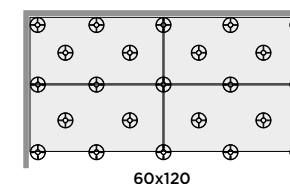

Posa sopraelevata

Installation onto flat surfaces (raised laying)
Pose surélevée
Verlegung als Doppelboden



Pavimentazione carrabile

Installation on driveways
Pose carrabil
Auffahrtpflasterung



* pezzi speciali / special pieces
Pièces Spéciales / Weitere Spezielle

L'impiego di lastre con spessore 30 mm permette la realizzazione di pavimentazioni carrabili senza l'utilizzo di collanti per la posa.
30 mm porcelain pavers could be installed on driveways with no need of adhesives.
L'utilisation de dalles de 30 mm d'épaisseur permet de réaliser des sols carrossables sans utiliser d'adhésif pour la pose.
Die Verwendung von 30 mm Dicke Platten ermöglicht die Realisierung von fahrbare Boden ohne Kleber.



Leggi di più
Read more
En savoir plus
Mehr Lesen

















Ad oggi non esiste una normativa specifica per i pavimenti sopraelevati da esterno, si rimanda pertanto al professionista progettista un'attenta valutazione dei requisiti del progetto. DADO CERAMICA suggerisce l'utilizzo di supporti aggiuntivi sotto le piastrelle, come da schema sotto riportato. Per maggiore sicurezza e a tutela dell'utente, DADO CERAMICA richiede di impostare un'altezza di sopraelevazione non superiore a 5 cm. Per altezze superiori consulta il progettista. // To date there is no specific regulation for outdoor raised floors, therefore a careful evaluation of the project requirements is referred to the professional designer. DADO CERAMICA suggests the use of additional supports under the tiles, as per the diagram below. For major safety and user protection, DADO CERAMICA requires you to set a superlevation height no higher than 5 cm. For higher heights consult the project manager. // À ce jour, il n'existe aucune réglementation spécifique pour les planchers surélevés extérieurs, c'est pourquoi une évaluation minutieuse des exigences du projet est confiée au concepteur professionnel. DADO CERAMICA suggère l'utilisation de supports supplémentaires sous les carreaux, selon le schéma ci-dessous. Pour les majeurs sécurité et protection des utilisateurs, DADO CERAMICA vous impose de fixer une hauteur qui ne dépasse pas 5 cm. Pour des hauteurs plus élevées, consultez le concepteur. // Bisher gibt es keine spezifische Regelung fuer Doppelboeden im Aussenbereich. Eine sorgfältige Bewertung der Projektanforderungen wird daher an den professionellen Designer verwiesen. DADO CERAMICA schlägt vor, zusätzliche Stützen unter den Fliesen zu verwenden, wie in der Abbildung unten dargestellt. Fuer mehr Sicherheit und Benutzerschutz, verlangt DADO CERAMICA dass eine. Ueberhoehungshoehe von maximal 5 Cm eingestellt wird. Fuer Größere Höhen muss man am besten den Designer konsultieren.

Queste indicazioni rappresentano delle indicazioni generali basate sullo stato dell'arte e non vincolanti. The following tips and suggestions are not binding for the manufacturer. Ces indications représentent des conseils généraux non contraignants, basés sur l'expérience des professionnels du secteur. Diese Anweisungen stellen allgemeine Empfehlungen auf Grundlage des letzten Stands der Technik dar, die nicht bindend sind.

CARATTERISTICHE TECNICHE . TECHNICAL FEATURES
CARACTÉRISTIQUES TECHNIQUES . TECHNISCHE MERKMALE

Gres porcellanato • Porcelain stoneware • Grès cérame • Feinsteinzeug

UNI EN 14411 Bia Allegato G (ISO 13006)

















Caratteristica tecnica Technical feature Caractéristique technique Technische Eigenschaft	Norma Norm Norme Norm	Valore richiesto dalle norme Required standards Valeur prescrite par les normes Normvorgabe	Pavimenti Floors Sols Böden	
 Lunghezza e larghezza / Length and width Longeur et largeur / Länge und breite  Spessore / Thickness Epaisseur / Stärke  Rettilineità spigoli / Straightness of sides Rectitude des arêtes / Kantengeradheit  Ortogonalità / Rectangularity Orthogonalité / Rechtwinkligkeit  Planarità / Surface flatness Planeité de surface / Ebenflächigkeit	UNI EN ISO 10545-2	N ≥ 15 cm % ± 0,6 Non Rect. ± 0,3 Rect	Conforme Corresponding Conforme Entsprechend	
		(mm) ± 2,0 Non Rect. ± 1,0 Rect		
		± 5 ± 0,5		
		± 0,5 Non Rect. ± 0,3 Rect		± 1,5 Non Rect. ± 0,8 Rect
		± 0,5 Non Rect. ± 0,3 Rect		± 2,0 Non Rect. ± 1,5 Rect
± 0,5 Non Rect. ± 0,4 Rect	± 2,0 Non Rect. ± 1,8 Rect			
 Qualità della superficie Surface quality Qualité de la surface Oberflächenqualität	UNI EN ISO 10545-2	Il 95 % min. delle piastrelle di prova deve essere esente da difetti visibili Minimum 95% of the tested tiles must be free from visible defects 95% min. des carreaux de test ne doit pas contenir de défauts visibles Min. 95% der geprüften Fliesen dürfen keine sichtbaren Mängel aufweisen	Conforme Corresponding Conforme Entsprechend	
 Assorbimento d'acqua Water absorption Absorption d'eau Wasseraufnahme	UNI EN ISO 10545-3	≤ 0,5% Individual max 0,6%	≤ 0,5%	
 Sforzo di rottura / Breaking strength Effort de rupture / Bruchkraft (≥ 7,5 mm thickness)	UNI EN ISO 10545-4	S ≥ 1300 N	S ≥ 1300 N	
 Resistenza alla flessione / Modulus of Rupture Résistance à la flexion / Biegefestigkeit		R ≥ 35 N/mm ²	R ≥ 35 N/mm ²	
 Resistenza al gelo Resistance to frost Résistance aux gel Frostbeständigkeit	UNI EN ISO 10545-12	Richiesto Required	Non gelivo Frost-proof Non gélifs Frostsicher	
 Resistenza ai prodotti chimici Resistance to chemical products Résistance aux produits chimiques Widerstand gegen Chemikalien	UNI EN ISO 10545-13	Resistenza a basse concentrazioni di acidi e alcali Resistance to low concentrations of acids and alkalis Secondo la classificazione indicata dal fabbricante Manufacturer is to state classification	Naturale LA Lappato Plus Honed Plus LA / LB	
		Resistenza ad alte concentrazioni di acidi e alcali Resistance to high concentrations of acids and alkalis Metodo di prova disponibile. Test method available. Resistenza ai prodotti chimici di uso domestico ed agli additivi per piscina Resistance to household chemicals and swimming pool salt Classe minima B. Minimum class B.	Naturale HA Lappato Plus Honed Plus HA / HB	
		Naturale A Lappato Plus Honed Plus A		
 Resistenza all'abrasione (metodo PEI) Abrasion resistance (PEI test) Résistance à l'abrasion (méthode PEI) Widerstand gegen Abrieb (nach PEI)	UNI EN ISO 10545-7	Segnala la classe di abrasione e i cicli superati Report abrasion class and cycles passed	disponibili sul sito internet alla sezione download della serie references available on the website in the download section of the series	
 Resistenza alle macchie Staining resistance Résistance aux taches Widerstand gegen Fleckenbildung	UNI EN ISO 10545-14	Min. 3	Conforme Corresponding Conforme Entsprechend	
 Resistenza agli sbalzi termici Thermal shock resistance Résistance aux écarts de température Temperaturwechselbeständigkeit	UNI EN ISO 10545-9	Metodo di prova disponibile Test method available	Resiste Resistant Résiste Widerstandsfähig	
Caratteristiche accessorie / Additional features  Stabilità dei colori Colours stability Stabilité des couleurs Farbbeständigkeit	DIN 51094	Colorazione Stabile Stable coloring	Conforme Corresponding Conforme Entsprechend	
Caratteristiche di sicurezza / Safety characteristics				
 Resistenza allo scivolamento ** Slip resistance Résistance au glissement Rutschemmende Eigenschaft	METODO B.C.R.A.	μ > 0,40	Conforme Corresponding Conforme Entsprechend	
	DIN EN 16165	ANNEX A Test della rampa a piedi nudi / Classe dichiarata Barefoot ramp test / Declared Class Méthode de la rampe pieds nus / Classe déclarée Methode der schiefen Ebene, barfuß / Angegebene Klasse	A+B / A+B+C *	
		ANNEX B Test della rampa a piedi calzati / Classe dichiarata Shod ramp test / Declared Class Rampe avec chaussures / Classe déclarée Methode der schiefe Ebene, mit Schuhwerk / Angegebene Klasse	R9 / R10 / R11 *	
	DCOF (ANSI A 326.3)	≥ 0,42	Conforme Corresponding Conforme Entsprechend	

* La scheda tecnica dettagliata di ogni serie è disponibile sul sito sito aziendale . Technical data sheet of each collection is available for download on website
 La fiche technique de chaque collection est disponible en téléchargement sur le site. Das technische Datenblatt jeder Kollektion steht auf der Website zum Download bereit.

CARATTERISTICHE TECNICHE . TECHNICAL FEATURES
CARACTÉRISTIQUES TECHNIQUES . TECHNISCHE MERKMALE

Gres porcellanato • Porcelain stoneware • Grès cérame • Feinsteinzeug

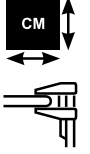








UNI EN 14411 Bia Allegato G (ISO 13006)

Caratteristica tecnica Technical feature Caractéristique technique Technische Eigenschaft	Norma Norm Norme Norm	Valore richiesto dalle norme Required standards Valeur prescrite par les normes Normvorgabe	OUTDOOR 4.0	
 Lunghezza e larghezza / Length and width Longeur et largeur / Länge und breite  Spessore / Thickness Epaisseur / Stärke  Rettilineità spigoli / Straightness of sides Rectitude des arêtes / Kantengeradheit  Ortogonalità / Rectangularity Orthogonalité / Rechtwinkligkeit  Planarità / Surface flatness Planeité de surface / Ebenflächigkeit	UNI EN ISO 10545-2	N ≥ 15 cm % ± 0,6 Non Rect. ± 0,3 Rect	Conforme Corresponding Conforme Entsprechend	
		(mm) ± 2,0 Non Rect. ± 1,0 Rect		
		± 5 ± 0,5		
		± 0,5 Non Rect. ± 0,3 Rect		± 1,5 Non Rect. ± 0,8 Rect
		± 0,5 Non Rect. ± 0,3 Rect		± 2,0 Non Rect. ± 1,5 Rect
± 0,5 Non Rect. ± 0,4 Rect	± 2,0 Non Rect. ± 1,8 Rect			
 Qualità della superficie Surface quality Qualité de la surface Oberflächenqualität	UNI EN ISO 10545-2	Il 95 % min. delle piastrelle di prova deve essere esente da difetti visibili Minimum 95% of the tested tiles must be free from visible defects 95% min. des carreaux de test ne doit pas contenir de défauts visibles Min. 95% der geprüften Fliesen dürfen keine sichtbaren Mängel aufweisen	Conforme Corresponding Conforme Entsprechend	
 Assorbimento d'acqua Water absorption Absorption d'eau Wasseraufnahme	UNI EN ISO 10545-3	≤ 0,5% Individual max 0,6%	≤ 0,5%	
 Sforzo di rottura / Breaking strength Effort de rupture / Bruchkraft (≥ 7,5 mm thickness)	UNI EN ISO 10545-4	S ≥ 1300 N	S ≥ 1300 N	
 Resistenza alla flessione / Modulus of Rupture Résistance à la flexion / Biegefestigkeit		R ≥ 35 N/mm ²	R ≥ 35 N/mm ²	
 Resistenza al gelo Resistance to frost Résistance aux gel Frostbeständigkeit	UNI EN ISO 10545-12	Richiesto Required	Non gelivo Frost-proof Non gélifs Frostsicher	
 Resistenza ai prodotti chimici Resistance to chemical products Résistance aux produits chimiques Widerstand gegen Chemikalien	UNI EN ISO 10545-13	Resistenza a basse concentrazioni di acidi e alcali Resistance to low concentrations of acids and alkalis Secondo la classificazione indicata dal fabbricante Manufacturer is to state classification	LA	
		Resistenza ad alte concentrazioni di acidi e alcali Resistance to high concentrations of acids and alkalis Metodo di prova disponibile. Test method available. Resistenza ai prodotti chimici di uso domestico ed agli additivi per piscina Resistance to household chemicals and swimming pool salt Classe minima B. Minimum class B.	HA	
		Naturale A Lappato Plus Honed Plus A	A	
 Resistenza all'abrasione (metodo PEI) Abrasion resistance (PEI test) Résistance à l'abrasion (méthode PEI) Widerstand gegen Abrieb (nach PEI)	UNI EN ISO 10545-7	Segnala la classe di abrasione e i cicli superati Report abrasion class and cycles passed	disponibili sul sito internet alla sezione download della serie references available on the website in the download section of the series	
 Resistenza alle macchie Staining resistance Résistance aux taches Widerstand gegen Fleckenbildung	UNI EN ISO 10545-14	Min. 3	Conforme Corresponding Conforme Entsprechend	
 Resistenza agli sbalzi termici Thermal shock resistance Résistance aux écarts de température Temperaturwechselbeständigkeit	UNI EN ISO 10545-9	Metodo di prova disponibile Test method available	Resiste Resistant Résiste Widerstandsfähig	
Caratteristiche accessorie / Additional features  Stabilità dei colori Colours stability Stabilité des couleurs Farbbeständigkeit	DIN 51094	Colorazione Stabile Stable coloring	Conforme Corresponding Conforme Entsprechend	
Caratteristiche di sicurezza / Safety characteristics				
 Resistenza allo scivolamento ** Slip resistance Résistance au glissement Rutschemmende Eigenschaft	METODO B.C.R.A.	μ > 0,40	Conforme Corresponding Conforme Entsprechend	
	DIN EN 16165	ANNEX A Test della rampa a piedi nudi / Classe dichiarata Barefoot ramp test / Declared Class Méthode de la rampe pieds nus / Classe déclarée Methode der schiefen Ebene, barfuß / Angegebene Klasse	A+B+C	
		ANNEX B Test della rampa a piedi calzati / Classe dichiarata Shod ramp test / Declared Class Rampe avec chaussures / Classe déclarée Methode der schiefe Ebene, mit Schuhwerk / Angegebene Klasse	R11	
	DCOF (ANSI A 326.3)	≥ 0,42	Conforme Corresponding Conforme Entsprechend	

* La scheda tecnica dettagliata di ogni serie è disponibile sul sito sito aziendale . Technical data sheet of each collection is available for download on website
 La fiche technique de chaque collection est disponible en téléchargement sur le site. Das technische Datenblatt jeder Kollektion steht auf der Website zum Download bereit.

Rivestimenti in pasta bianca • White-body wall tile
 Revêtements en pâte blanche • Weißscherbige Wandfliesen
UNI EN 14411 BIII Allegato L (ISO 13006)

Caratteristica tecnica Technical feature Caractéristique technique Technische Eigenschaft	Norma Norm Norme Norm	Valore richiesto dalle norme Required standards Valeur prescrite par les normes Normvorgabe	Rivestimenti Wall Tiles Revêtement mural Beschichtungen
--	--------------------------------	--	--

			N ≥ 15 cm		
			%	(mm)	
 <p>Lunghezza e larghezza / Length and width Longuer et largeur / Länge und breite</p> <p>Spessore / Thickness Epaisseur / Stärke</p> <p>Rettilineità degli spigoli Straightness of sides</p> <p>Ortogonalità / Rectangularity Orthogonalité / Rechtwinkligkeit</p> <p>Planarità / Surface flatness Planeité de surface / Ebenflächigkeit</p>	UNI EN ISO 10545-2		± 0,5 Non Rect. ± 0,3 Rect	± 2,0 Non Rect. ± 1,0 Rect	Conforme Corresponding Conforme Entsprechend
			± 10	± 0,5	
			± 0,5 Non Rect. ± 0,3 Rect	± 1,5 Non Rect. ± 0,8 Rect	
			± 0,5 Non Rect. ± 0,3 Rect	± 2,0 Non Rect. ± 1,5 Rect	
 <p>Qualità della superficie Surface quality Qualités de la surface Oberflächenqualität</p>	UNI EN ISO 10545-2		Il 95 % min. delle piastrelle di prova deve essere esente da difetti visibili Minimum 95% of the tested tiles must be free from visible defects 95% min. des carreaux de test ne doit pas contenir de défauts visibles Min. 95% der geprüften Fliesen dürfen keine sichtbaren Mängel aufweisen		Conforme Corresponding Conforme Entsprechend
 <p>Assorbimento d'acqua Water absorption Absorption d'eau Wasseraufnahme</p>	UNI EN ISO 10545-3		> 10 %		Conforme Corresponding Conforme Entsprechend
 <p>Sforzo di rottura Breaking strength Effort de rupture Bruchkraft</p>	UNI EN ISO 10545-4		Spessore / Thickness ≥ 7,5 Non meno di / Not less than 600 N		> 600 N
			Spessore / Thickness < 7,5 Non meno di / Not less than 200 N		> 200 N
 <p>Resistenza alla flessione Modulus of rupture Résistance à la flexion Biegefestigkeit</p>			Spessore / Thickness ≥ 7,5 Minimo / Minimum 12 N/mm²		> 12 N/mm²
			Spessore / Thickness < 7,5 Minimo / Minimum 15 N/mm²		> 15 N/mm²
 <p>Resistenza al cavillo Crazing resistance Résistance au tressillage Haarißbeständigkeit</p>	UNI EN ISO 10545-11		Richiesta Requested Demandée Gefragt		Conforme Corresponding Conforme Entsprechend
 <p>Resistenza agli sbalzi termici Thermal shock resistance Résistance aux écarts de température Temperaturwechselbeständigkeit</p>	ISO 10545-9		Metodo di prova disponibile Test method available		Resiste Resistant Résiste Widerstandsfähig
 <p>Resistenza agli acidi Chemical resistance Résistance à l'attaque chimique Beständigkeit gegen Chemikalien</p>	UNI EN ISO 10545-13		Resistenza ai prodotti chimici di uso domestico ed agli additivi per piscina Resistance to household chemicals and swimming pool salt Classe minima B Minimum class B		A
 <p>Resistenza alle macchie Staining resistance Résistance aux taches Widerstand gegen Fleckenbildung</p>	UNI EN ISO 10545-14		Classe 3 Class 3 Classe 3 Klasse 3		Conforme Corresponding Conforme Entsprechend

CONSIGLI DI POSA, PULIZIA E MANUTENZIONE .

ADVICE FOR INSTALLATION CLEANING AND MAINTENANCE
 CONSEILS DE POSE, DE NETTOYAGE ET D'ENTRETIEN
 RATSCHLÄGE FÜR DIE VERLEGUNG, REINIGUNG UND WARTUNG

Vi invitiamo a scansionare il Qr code per prendere visione di alcune importanti informazioni e suggerimenti per una corretta posa, pulizia e manutenzione dei nostri prodotti

We invite you to scan the QR code to view some important informations and suggestions for correct installation, cleaning and maintenance of our products.

Nous vous invitons à scanner le code QR pour visualiser quelques informations importantes et suggestions pour une installation, un nettoyage et un entretien corrects de nos produits.

Wir laden Sie ein, den QR-Code zu scannen, um einige wichtige Informationen und Vorschläge für die korrekte Installation, Reinigung und Wartung unserer Produkte anzuzeigen.



Leggi di più
 Read more
 En savoir plus
 Mehr Lesen

CONDIZIONI GENERALI DI VENDITA

NORMATIVA CONTRATTUALE - Le presenti Condizioni Generali di Vendita, salvo modifiche o deroghe concordate per iscritto, disciplinano tutti i contratti vendita conclusi tra la Venditrice e l'Acquirente. Eventuali offerte, transazioni, accrediti e/o abbuoni accordati su iniziativa di Agenti o altri intermediari, non saranno vincolanti se non accettati per iscritto dalla Venditrice e comunque limitatamente al contratto al quale si riferiscono.

OGGETTO DELLA FORNITURA - La fornitura comprende esclusivamente quanto indicato nella conferma d'ordine della Venditrice. Il testo della conferma d'ordine prevale, in ogni caso, sul testo eventualmente difforme dell'offerta o dell'ordinazione, ed annulla e sostituisce eventuali accordi o trattative che non siano riportati nella conferma stessa. L'esecuzione parziale dell'ordine senza preventiva conferma non comporta approvazione per l'intero ordine, bensì approvazione parziale relativamente alla merce consegnata.

CARATTERISTICHE DEI MATERIALI - Le informazioni e i dati risultanti da cataloghi o illustrazioni, così come le caratteristiche dei campioni e dei modelli di Dado Ceramica S.r.l. sono sempre approssimativi ed è quindi facoltà della Venditrice apportare ai prodotti quelle variazioni, senza alterarne le caratteristiche essenziali, che si ritenessero necessarie o opportune senza obbligo di preavviso. I toni dei colori campionati hanno carattere puramente indicativo e non vincolante, così come la possibilità di ripetere tonalità precedentemente fornite che, pertanto, non rappresentano impegno per la Venditrice e motivo di reclamo per l'Acquirente. Salvo specifiche richieste da concordare prima della conferma d'ordine, la Venditrice non garantisce che l'ordine del singolo articolo venga integralmente evaso con un medesimo lotto di produzione.

ORDINI - Sono sempre impegnativi e irrevocabili per l'Acquirente: la Venditrice sarà vincolata solo dopo la conferma scritta. S'intende comunque che ogni ordine viene fatto con la completa accettazione da parte dell'Acquirente di tutte le presenti Condizioni Generali. Nell'ordinazione dovranno essere contemplati soltanto articoli di produzione corrente: non saranno comunque oggetto di conferma quei materiali per i quali la Venditrice in dipendenza di esigenze interne o di mercato, ha ritenuto opportuno sospendere la produzione. Ogni ordine deve essere inoltrato per iscritto, anche se, per ragioni di urgenza dovesse essere preceduto da comunicazione telefonica.

TERMINE DI CONSEGNA - I termini di consegna decorrono dalla data della conferma d'ordine e, salvo diverse pattuizioni scritte, hanno carattere puramente indicativo e non essenziale. Eventuali ritardi nelle consegne, interruzioni, sospensioni totali o parziali delle forniture non daranno all'Acquirente alcun diritto ad indennizzi o risarcimenti, ogni eccezione rimossa.

CONSEGNA E TRASPORTO - Salvo patto contrario, la vendita s'intende Franco Fabbrica Dado Ceramica S.r.l. e ciò anche quando sia convenuto che la spedizione o parte di essa venga curata dalla Venditrice. Ad ogni effetto di legge, il luogo di consegna della merce è quello nel quale la fornitura viene messa a disposizione dell'acquirente o all'atto della consegna al Vettore. In ogni modo, quali che siano i termini di resa pattuiti, la merce viaggia sempre a rischio e pericolo dell'Acquirente ed ogni responsabilità della Venditrice cessa, al più tardi, con la consegna al Vettore, nei confronti del quale l'Acquirente dovrà sporgere eventuali reclami relativi ad ammanchi o rotture.

Il Compratore è tenuto a precisare al momento dell'ordine dettagliate modalità di trasporto: la Venditrice spedisce la merce col mezzo ritenuto più opportuno qualora mancassero preventive indicazioni al riguardo, senza che ciò costituisca per il Compratore motivo di reclamo.

ASSICURAZIONE - Se richiesta è sempre a carico dell'acquirente.

IMBALLO - Il confezionamento dei prodotti avviene in modalità random, quindi possibile avere anche facce uguali all'interno della stessa scatola. Salvi diversi accordi scritti, l'imballo sarà sempre in cartoni: avvenuta la consegna all'Acquirente o al Vettore senza reclami o riserve, cessa ogni responsabilità della Venditrice. **Saranno addebitate le seguenti spese di imballo: Euro 18,00/pz per gli imballi dei materiali in formato 60x120, 30x122, 20x122 e Euro 13,00/pz per gli imballi degli altri materiali. Rimane comunque in facoltà della Venditrice aumentare le spese d'imballo in caso di significative variazioni del costo delle materie prime.**

GARANZIA - La Venditrice garantisce la qualità di quanto fornito confor-

memente alle scelte richieste dall'Acquirente. In particolare, la garanzia riconosciuta dalla Venditrice è relativa ai prodotti di prima scelta con tolleranza del 5%. La merce in scelta differente dalla prima (seconda, terza scelta, stock, partite occasionali ecc.), s'intende sempre venduta come "vista e piaciuta". E' fatto obbligo all'Acquirente verificare la merce in termini di qualità e quantità entro breve termine dalla consegna. Nel caso l'Acquirente rivenda la merce a soggetti che rivestono la qualifica di Consumatori, è escluso il diritto di cui all'art. 131 del Codice di Consumo decorso un anno dalla consegna da parte della Venditrice.

RECLAMI - Eventuali contestazioni dovranno essere inviate a mezzo racc.a.r. presso la sede legale della Venditrice, nei termini di legge. La posa del materiale determina la decadenza dall'azione per vizi e/o difetti, importando rinuncia implicita alla garanzia di cui all'art. 1490 c.c.. In ogni caso la garanzia comprende unicamente la sostituzione dei soli pezzi difettosi o la riparazione, con esclusione di ogni ulteriore e diversa obbligazione, anche risarcitoria. La presenza di piastrelle difettose non inficia la qualità dell'intera fornitura né comporta l'obbligo della integrale sostituzione.

SOLVE ET REPETE - Eventuali contestazioni sul materiale non danno diritto all'Acquirente di sospendere o ritardare in tutto o in parte il pagamento, nei termini pattuiti, della merce oggetto di contestazione, né, tanto meno, di altre forniture.

PREZZI - Si intendono sempre riferiti al listino in vigore al momento della conferma della Venditrice. Salvo diversa pattuizione scritta, sono sempre al netto e relativi a merce franco fabbrica, non comprendendo quindi altri oneri e spese, che saranno sempre a carico del Compratore.

PENALE PER ANNULLAMENTO ORDINI - In caso di annullamento da parte del Compratore di un ordine confermato e pronto per il carico, è in facoltà della Venditrice di addebitare una penale pari al 20% del valore del materiale.

PAGAMENTI - I pagamenti dovranno essere effettuati come indicati nella conferma d'ordine: a tutti gli effetti, il luogo di pagamento resta fissato nella sede della Dado Ceramica S.r.l. anche se effettuati a mezzo di personale autorizzato, rimessa diretta, tratte autorizzate, ricevute bancarie o effetti cambiari. In caso di ritardato o mancato pagamento anche parziale, così come nel caso di mutamento delle condizioni patrimoniali dell'Acquirente, sarà in diritto della Venditrice esigere gli interessi di mora al tasso commerciale corrente, così come sospendere l'esecuzione delle forniture in corso e/o risolvere in tutto o in parte qualsiasi contratto in atto, senza che l'Acquirente possa rivendicare risarcimenti diretti e/o indiretti di alcun tipo.

RISERVA DI PROPRIETÀ - Nel caso in cui il pagamento, per accordi contrattuali, debba essere effettuato in tutto o in parte dopo la consegna, la merce consegnata resta in proprietà di Dado Ceramica S.r.l. fino al completo pagamento del prezzo.

LEGGE APPLICABILE - FORO COMPETENTE - Il contratto è disciplinato dalla legge italiana. La definizione di qualsiasi controversia derivante, dipendente o conseguente dai contratti di vendita con Dado Ceramica S.r.l., anche se riferibili ad affari trattati da propri dipendenti o incaricati fuori dalla propria Sede, è soggetta alla giurisdizione dello Stato Italiano e unico Foro competente in via esclusiva è quello di Bologna.

TERMS AND CONDITIONS OF SALE

CONTRACTUAL RULES - These General Conditions of Sale, unless changes or exceptions agreed in writing, govern all the sale contracts completed between the Seller and the Buyer. Any offers, transactions, credits and / or rebates granted by agents or other intermediaries will not be binding unless accepted in writing by the Seller and in any case limited to the contract to which they refer.

OBJECT OF THE SUPPLY - The supply includes only what is indicated in the Seller's order confirmation. The text of the order confirmation prevails, in any case, over the text that may differ from the offer or order, and cancels and replaces any agreements or negotiations that are not indicated in the confirmation itself. Partial execution of the order without prior confirmation does not imply approval for the entire order, but partial approval for the goods delivered.

MATERIAL FEATURES - The informations and datas on catalogues or flyers, as well as the characteristics of the samples and collection of Dado Ceramica S.r.l. are always approximate and it is therefore the Seller's right to make those variations to the products, without changing their essential characteristics, which were deemed necessary or appropriate without prior notice. The shades of the sampled colors are only indicative and not binding, as well as the possibility of repeating previously provided shades which, therefore, do not represent a commitment for the Seller and a reason for complaint for the Buyer. Except for specific requests to be agreed before the order confirmation, the Seller does not guarantee that the order of the single item will be fully processed with the same production batch.

ORDERS - They are always binding and irrevocable for the Buyer: the Seller will be bound only after written confirmation. It is understood, however, that each order is made with the complete acceptance by the Purchaser of all these General Conditions. When ordering, only items of current production must be contemplated: those materials for which the Seller, depending on internal or market needs, has deemed it appropriate to suspend production, will not be confirmed. Each order must be sent in writing, even if, for reasons of urgency, it should be preceded by telephone communication.

DELIVERY TIME - The delivery terms start from the date of the order confirmation and, unless otherwise agreed in writing, are purely indicative and not essential. Eventual delays in deliveries, interruptions, total or partial suspensions of supplies will not give the Purchaser any right to compensation, any exception removed.

DELIVERY AND TRANSPORT - Unless otherwise agreed, the sale is understood to be EX FACTORY Dado Ceramica S.r.l. and this also when it is agreed that the shipment or part of it will be handled by the Seller. For all legal purposes, the place of delivery of the goods is that in which the supply is made available to the buyer or upon delivery to the Carrier. In any case, whatever yield agreed upon, the goods always travel at the risk and peril of the Buyer and any liability of the Seller ends, at the latest, with the delivery to the Carrier, against which the Buyer must protrude any complaints relating to shortages or breakages. At the time of the order, the Buyer is required to specify detailed instructions of transport: the Seller will ship the goods by the means deemed most appropriate if there are no prior indications in this regard, without this being a reason for the Buyer to complain.

INSURANCE - If requested it is always paid by the buyer.

PACKAGING - Random packaging, could happen to find same faces inside a box. Unless otherwise agreed in writing, the packaging will always be in cartons: after delivery to the Buyer or to the Carrier without complaints or reservations, all Seller's liability ceases. **The following packaging costs will be charged: Euro 18.00 / pc for packaging of materials in 60x120, 30x122, 20x122 size and Euro 13.00 / pc for packaging of other materials. However, the Seller remains entitled to increase the packaging costs in the event of significant changes in the cost of raw materials.**

WARRANTY - The Seller guarantees the quality of what is supplied in accordance with the preferences requested by the Buyer. In particular, the guarantee recognized by the Seller relates to first choice products with a tolerance of 5%. The goods in a different choice from the first (second, third choice, stock, occasional lots, etc.), are always intended as "seen and liked". The Buyer is obliged to check the goods in terms of quality and quantity within a short time of delivery. If the Buyer resells the goods to subjects who qualify as Consumers, the right pursuant to art. 131 of the Consumer Code is excluded after one year of delivery by the Seller.

COMPLAINTS - Any disputes must be sent by registered mail at the Seller's legal office, in accordance with the law. The installation of the material causes the forfeiture of any action due to defects, meaning an implicit waiver of the guarantee pursuant to art. 1490 of the Italian Civil Code. In any case, the guarantee only includes the replacement of only defective parts or repair, with the exclusion of any further and different obligation, including compensation. The presence of defective tiles does not affect the quality of the entire supply nor does it involve the obligation of full replacement.

SOLVE ET REPETE - Any disputes on the material do not entitle the Purchaser to suspend or delay payments in whole or in part, within the agreed terms, of the goods subject of the dispute, let alone other supplies.

PRICES - They are always referred to the price list in force at the time of the Seller's confirmation. Unless otherwise agreed in writing, they are always net and related to ex-works goods, therefore not including other charges and expenses, which will always be borne by the Buyer.

PENALTY FOR ORDERS CANCELLATION - In the event of cancellation by the Buyer of a confirmed order ready for loading, the Seller has the right to charge a penalty equal to 20% of the value of the material.

PAYMENTS - Payments must be made as indicated in the order confirmation: for all intents and purposes, the place of payment remains fixed at the headquarters of Dado Ceramica S.r.l. even if completed by authorized personnel, direct remittance, authorized draft, bank receipts or bills of exchange. In the event of delayed or missing-payment, even partial, as well as in the case of a change in the Buyer's financial conditions, the Seller will be entitled to request the interest at the current commercial rate, as well as to interrupt the execution of supplies in progress and / or terminate in whole or in part any contract in progress, without the Buyer being able to claim direct and / or indirect compensation of any kind.

RESERVATION OF TITLE-OWNERSHIP - In the event that the payment, by contractual agreements, must be made in whole or in part after delivery, the delivered goods remain of property of Dado Ceramica S.r.l. until full payment has been completed.

APPLICABLE LAW - COMPETENT COURT - The contract is governed by Italian law. The definition of any controversy deriving, dependent or consequent from the sales contracts with Dado Ceramica Srl, even if referable to business dealt with by its employees or appointed outside of its headquarters, is subject to the jurisdiction of the Italian State and of the competent Court of Bologna.

RÈGLEMENTS CONTRACTUELS - Les présentes conditions générales de vente, sauf modifications ou dérogations convenues par écrit, régissent tous les contrats de vente conclus entre le vendeur et l'acheteur. Les offres, transactions, crédits et / ou rabais accordés à l'initiative d'agents ou autres intermédiaires ne seront contraignants que s'ils sont acceptés par écrit par le Vendeur et en tout cas limités au contrat auquel ils se réfèrent.

OBJET DE LA FOURNITURE - La fourniture comprend uniquement ce qui est indiqué dans la confirmation de commande du vendeur. Le texte de la confirmation de commande prévaut, dans tous les cas, sur le texte qui peut différer de l'offre ou de la commande, et annule et remplace tout accord ou négociation qui ne serait pas indiqué dans la confirmation elle-même. L'exécution partielle de la commande sans confirmation préalable n'implique pas l'approbation de l'ensemble de la commande, mais une approbation partielle des marchandises livrées.

CARACTÉRISTIQUES DES MATÉRIAUX - Les informations et données issues de catalogues ou illustrations, ainsi que les caractéristiques des échantillons et modèles de Dado Ceramica S.r.l. elles sont toujours approximatives et il appartient donc au Vendeur d'apporter ces modifications aux produits, sans altérer leurs caractéristiques essentielles, qui ont été jugées nécessaires ou appropriées sans préavis. Les nuances des couleurs échantillonnées sont purement indicatives et non contraignantes, ainsi que la possibilité de répéter les nuances précédemment fournies qui, par conséquent, ne représentent pas un engagement pour le vendeur et un motif de réclamation pour l'acheteur. Sauf demandes spécifiques à convenir avant la confirmation de la commande, le Vendeur ne garantit pas que la commande de l'article unique sera entièrement traitée avec le même lot de production.

COMMANDES - Elles sont toujours contraignantes et irrévocables pour l'acheteur: le Vendeur ne sera lié qu'après confirmation écrite. Il est toutefois entendu que chaque commande est effectuée avec l'acceptation complète par l'acheteur de l'ensemble des présentes Conditions Générales. Lors de la commande, seuls les articles de production en cours doivent être pris en compte: les matériaux pour lesquels le vendeur, en fonction des besoins internes ou du marché, a jugé opportun de suspendre la production, ne seront pas confirmés. Chaque commande doit être envoyée par écrit, même si, pour des raisons d'urgence, elle doit être précédée d'une communication téléphonique.

DÉLAI DE LIVRAISON - Les conditions de livraison commencent à compter de la date de confirmation de la commande et, sauf convention contraire écrite, sont purement indicatives et non essentielles. Les éventuels retards de livraisons, interruptions, suspensions totales ou partielles des approvisionnements ne donneront à l'acheteur aucun droit à indemnité ou compensation, toute exception supprimée.

LIVRAISON ET TRANSPORT - Sauf convention contraire, la vente s'entend de Franco Fabbrica Dado Ceramica S.r.l. et ceci également lorsqu'il est convenu que l'envoi ou une partie de celui-ci sera géré par le Vendeur. À toutes fins légales, le lieu de livraison de la marchandise est celui où la fourniture est mise à disposition de l'acheteur ou lors de la livraison au Transporteur. Dans tous les cas, quelles que soient les modalités de retour convenues, les marchandises voyagent toujours aux risques et périls de l'acheteur et toute responsabilité du vendeur cesse, au plus tard, avec la livraison au Transporteur, contre laquelle l'acheteur doit faire saillie. toute réclamation relative à des pénuries ou des ruptures.

Au moment de la commande, l'acheteur est tenu de préciser les modes de transport détaillés: le Vendeur expédiera la marchandise par les moyens jugés les plus appropriés s'il n'y a pas d'indications préalables à cet égard, sans que cela ne soit une raison pour l'acheteur de se plaindre.

ASSURANCE - Sur demande, elle est toujours payée par l'acheteur.

EMBALLAGE - Le conditionnement des produits s'effectue de manière aléatoire, il est donc possible d'avoir des faces identiques à l'intérieur d'une même boîte. Sauf convention écrite contraire, les em-

ballages seront toujours en cartons: après livraison à l'acheteur ou au Transporteur sans réclamations ni réserves, toute responsabilité du Vendeur cesse. **Les frais d'emballage suivants seront facturés: 18,00 euros / pc pour l'emballage de matériaux au format 60x120, 30x122, 20x122 et Euro 13,00 / pc pour l'emballage d'autres matériaux. Cependant, le vendeur reste en droit d'augmenter les coûts d'emballage en cas de changements significatifs dans le coût des matières premières.**

GARANTIE - Le Vendeur garantit la qualité de ce qui est fourni conformément aux choix demandés par l'acheteur. En particulier, la garantie reconnue par le Vendeur concerne les produits de premier choix avec une tolérance de 5%. Les marchandises dans un choix différent du premier (deuxième, troisième choix, stock, lots occasionnels, etc.), sont toujours conçues comme «vues et aimées». L'acheteur est tenu de vérifier la marchandise en termes de qualité et de quantité dans un délai court après la livraison. Si l'acheteur revend les marchandises à des sujets qui se qualifient en tant que Consommateurs, le droit conformément à l'art. Est exclu. 131 du Code de la consommation après un an de livraison par le Vendeur.

LITIGES - Tout litige doit être envoyé par le biais de racc.a.r. au siège social du Vendeur, conformément à la loi. La pose du matériel détermine la déchéance de l'action en raison de vices et / ou défauts, entraînant une renonciation implicite à la garantie conformément à l'art. Dans tous les cas, la garantie ne comprend que le remplacement des pièces défectueuses ou la réparation, à l'exclusion de toute autre obligation différente, y compris l'indemnisation. La présence de carreaux défectueux n'affecte pas la qualité de l'ensemble de la fourniture et n'entraîne pas l'obligation de remplacement complet.

SOLVE ET REPETE - Tout litige sur le matériel ne donne pas le droit à l'acheteur de suspendre ou de retarder tout ou partie du paiement, dans les conditions convenues, des marchandises faisant l'objet du litige, sans parler des autres fournitures.

PRIX - Ils sont toujours référés à la grille tarifaire en vigueur au moment de la confirmation du Vendeur. Sauf accord contraire par écrit, ils sont toujours nets et liés aux marchandises départ usine, n'incluant donc pas les autres frais et dépenses, qui seront toujours à la charge de l'acheteur.

PENAL POUR ANNULLATION DE COMMANDES - En cas d'annulation par l'acheteur d'une commande confirmée prête à être chargée, le Vendeur a le droit de facturer une pénalité égale à 20% de la valeur du matériel.

PAIEMENTS - Les paiements doivent être effectués comme indiqué dans la confirmation de commande: à toutes fins utiles, le lieu de paiement reste fixé au siège social de Dado Ceramica S.r.l. même s'ils sont effectués par du personnel autorisé, versement direct, itinéraires autorisés, reçus bancaires ou lettres de change. En cas de retard ou de non-paiement, même partiel, ainsi qu'en cas de modification des conditions de capital de l'acheteur, le Vendeur sera en droit d'exiger des intérêts de retard au taux commercial en vigueur, ainsi que de suspendre l'exécution des fournitures en cours et / ou résilier en tout ou en partie tout contrat en cours, sans que l'acheteur ne puisse prétendre à une compensation directe et / ou indirecte de quelque nature que ce soit.

RESERVE DE PROPRIETE - Dans le cas où le paiement, par accords contractuels, doit être effectué en tout ou en partie après la livraison, les marchandises livrées restent la propriété de Dado Ceramica S.r.l. jusqu'au paiement intégral du prix.

DROIT APPLICABLE - TRIBUNAL COMPÉTENT - Le contrat est régi par la loi italienne. La définition de toute controverse découlant, dépendant de ou résultant des contrats de vente avec Dado Ceramica Srl, même si elle se rapporte à des affaires traitées par ses employés ou désignées en dehors de son siège, est soumise à la juridiction de l'État italien et à la seule juridiction exclusive. est celle de Bologna.

VERTRAGSNORM - Die vorliegenden Generellen Verkaufsbedingungen regeln vorbehaltlich schriftlich vereinbarter Änderungen oder Abweichungen alle Verkaufsverträge zwischen dem Verkäufer und dem Käufer. Eventuelle Angebote, Transaktionen, Verrechnungen bzw. Gutschriften, die durch die Vertreter oder andere Zwischenhändler vereinbart werden, werden nicht bindend sein, wenn sie nicht schriftlich durch den Verkäufer angenommen werden und beziehen sich auf jeden Fall auf den jeweiligen Vertrag.

BETREFF DER LIEFERUNG - Die Lieferung schließt ausschließlich ein, was in der Auftragsbestätigung des Verkäufers aufgeführt ist. Der Text der Auftragsbestätigung herrscht auf jeden Fall gegenüber dem Text vor, der eventuell im Angebot oder in der Bestellung aufgeführt ist und löscht und ersetzt eventuelle Vereinbarungen oder Verhandlungen, die in der Auftragsbestätigung nicht aufgeführt sind. Die teilweise Ausführung des Auftrags ohne vorherige Bestätigung führt zu keiner Annahme des ganzen Auftrags, sondern zu einer teilweisen Annahme hinsichtlich der gelieferten Ware.

EIGENSCHAFTEN DER MATERIALIEN - Die Informationen und die Daten der Kataloge oder Darstellungen, wie auch die Eigenschaften der Muster und der Modelle der Dado Ceramica S.r.l. sind immer annähernd und somit unterliegt es dem Verkäufer, den Produkten diese Änderungen zuzufügen, ohne die grundsätzlichen Eigenschaften zu ändern, die für notwendig oder angebracht gehalten werden, wobei keine Ankündigungspflicht vorliegt. Die Töne der Musterfarben haben eine rein ungefähre und nicht bindende Eigenschaft, wie auch die Möglichkeit, zuvor gelieferte Töne zu wiederholen, die somit keine Pflicht für den Verkäufer oder einen Reklamationsgrund für den Käufer darstellen. Ausschließlich spezifischer Anfragen, die vor der Auftragsbestätigung zu vereinbaren sind, garantiert der Verkäufer nicht, dass der Auftrag des einzelnen Artikels vollständig mit demselben Produktionslos abgewickelt wird.

AUFTRÄGE - Sie sind für den Käufer immer verpflichtend und unwiderruflich: Der Verkäufer wird erst nach der schriftlichen Bestätigung gebunden sein. Es versteht sich auf jeden Fall, dass jeder Auftrag mit der vollständigen Annahme aller vorliegenden Allgemeinen Bedingungen durch den Käufer ausgeführt wird. In dem Auftrag müssen nur Artikel der aktuellen Produktion betrachtet werden: Gegenstand der Bestätigung werden auf jeden Fall nicht die Materialien sein, hinsichtlich dieser der Verkäufer abhängig von internen oder Marktanforderungen entschieden hat, die Produktion aufzuheben. Jeder Auftrag muss schriftlich übermittelt werden, auch wenn er aufgrund der Dringlichkeit schon durch einen Telefonanruf erteilt wurde.

LIEFERFRIST - Die Lieferfristen beginnen ab dem Datum der Auftragsbestätigung und sind vorbehaltlich unterschiedlicher schriftlicher Vereinbarungen absolut richtungsweisend und nicht grundlegend. Eventuelle Lieferverzögerungen, Unterbrechungen, die vollständige oder teilweise Aufhebung der Lieferungen werden dem Käufer ohne jegliche Ausnahme kein Recht auf Schadensersatz oder Entschädigung geben.

LIEFERUNG UND TRANSPORT - Vorbehaltlich gegensätzlicher Vereinbarungen versteht sich der Verkauf ab Werk Dado Ceramica S.r.l., auch wenn vereinbart wurde, dass der Versand oder Teil dieses durch den Verkäufer erfolgt. Hinsichtlich jeglicher gesetzlicher Auswirkung, ist der Lieferort der Ware derjenige, an den die Lieferung dem Käufer zur Verfügung gestellt wird oder während der Auslieferung an den Spediteur. Unabhängig von den vereinbarten Lieferbedingungen reist die Ware auf jeden Fall immer auf Risiko und Gefahr des Käufers und jegliche Haftung des Verkäufers endet spätestens nach der Aushändigung an den Spediteur, an den der Käufer eventuelle Reklamationen hinsichtlich Fehlmengen oder Schäden übersenden muss.

Der Käufer ist während der Auftragserteilung verpflichtet, detaillierte Transportvorgehensweisen aufzuführen: Der Verkäufer wird die Ware mit dem best geeigneten Mittel versenden, falls vorherige diesbezügliche Angaben fehlen sollten, ohne dass dies ein Reklamationsgrund für den Käufer darstellt.

VERSICHERUNG - Wenn sie angefordert wird, geht sie zu Lasten des Käufers.

VERPACKUNG - Die Verpackung der Produkte erfolgt nach dem Zufallsprinzip, daher ist es möglich, dass sich in derselben Schachtel identische Seiten befinden. Außer bei unterschiedlich lautenden schriftlichen Vereinbarungen, wird die Verpackung immer in Kartons erfolgen: Nach der Aushändigung an

den Käufer oder den Spediteur ohne Reklamationen oder Vorbehalte, endet jegliche Verantwortung des Verkäufers.

Es werden die folgenden Verpackungskosten berechnet: 18,00 €/St. für Verpackungen der Materialien im Format 60x120, 30x122, 20x122 und 13,00 €/St. für die Verpackungen der anderen Materialien. Der Verkäufer hat auf jeden Fall die Möglichkeit, die Verpackungskosten zu erhöhen, falls bedeutende Änderungen der Rohmaterialkosten auftreten sollten.

GARANTIE - Der Verkäufer garantiert die Qualität der gelieferten Ware in Übereinstimmung mit den Anforderungen des Käufers. Insbesondere bezieht sich die vom Verkäufer anerkannte Garantie auf die Produkte erster Wahl mit einer Toleranz von 5%. Im Unterschied zu als erster Wahl bestellter Ware (zweite, dritte Wahl, Lagerware, Sonderposten usw.) versteht sie sich immer als „gesehen und genehmigt“. Der Käufer ist verpflichtet, die Ware in puncto Qualität und Menge innerhalb kürzester Zeit nach der Auslieferung zu prüfen. Falls der Käufer die Ware Personen verkauft, die als Verbraucher auftreten, ist das Recht laut Par. 131 des Verbrauchergesetzes ausgeschlossen, wenn ein Jahr nach der Auslieferung durch den Verkäufer vergangen ist.

REKLAMATIONEN - Eventuelle Beanstandungen müssen per Einschreiben an die gesetzliche Niederlassung des Verkäufers laut gesetzlicher Vorschrift übersendet werden. Das Verlegen des Materials bestimmt die Verwirkung des Vorgangs aufgrund von Mängeln bzw. Schäden, wodurch ein ausdrücklicher Verzicht auf die Garantie erfolgt, laut Par. 1490 des italienischen Zivilgesetzbuchs. Auf jeden Fall schließt die Garantie ausschließlich den Austausch der defekten Teile oder die Reparatur ein, ausschließlich jeglicher weiterer und anderer Pflichten, einschließlich des Schadensersatzes. Die Anwesenheit von defekten Fliesen beeinträchtigt die Qualität der ganzen Lieferung nicht und führt auch zu keiner Verpflichtung eines vollständigen Ersatzes.

SOLVE ET REPETE - Eventuelle Beanstandungen hinsichtlich des Materials werden dem Käufer kein Recht verleihen, die Bezahlung der beanstandeten Ware oder anderer Lieferungen innerhalb der vereinbarten Fristen weder ganz noch teilweise aufzuheben oder zu verzögern.

PREISE - Sie verstehen sich immer in Bezug auf die geltende Preisliste im Moment der Bestätigung durch den Verkäufer. Vorbehaltlich anderer schriftlicher Vereinbarungen handelt es sich immer um Nettopreise, die ab Werk gelten und somit keine weiteren Kosten und Auslagen enthalten, die immer zu Lasten des Käufers gehen.

VERTRAGSSTRAFE AUFGRUND EINER AUFTRAGSLÖSCHUNG - Im Falle einer Löschung eines bestätigten und versandbereiten Auftrags durch den Käufer, kann der Verkäufer eine Vertragsstrafe von 20% des Materialwerts berechnen.

BEZAHLUNG - Die Bezahlungen müssen wie in der Auftragsbestätigung aufgeführt vorgenommen werden: Der Zahlungsort befindet sich absolut im Geschäftssitz der Dado Ceramica S.r.l., auch wenn die Bezahlungen über zugelassenes Personal, Direktüberweisung, zugelassene Tratten, Bankquittungen oder Wechsel erfolgen. Im Falle einer verzögerten oder auch teilweise nicht erfolgreicher Bezahlung, wie auch im Falle einer Änderung der Eigentumsbedingungen des Käufers, wird der Verkäufer das Recht haben, die Zinsen zum aktuellen Handelszinssatz anzufordern, wie auch die Aufhebung der Ausführung der laufenden Lieferungen vorzunehmen bzw. jeglichen vorliegenden Vertrag ganz oder teilweise aufzuheben, ohne dass der Käufer direkte oder indirekte Schadensersatzanforderungen stellen kann.

EIGENTUMSVORBEHALT - Falls die Bezahlung aufgrund vertraglicher Vereinbarungen ganz oder teilweise nach der Auslieferung ausgeführt werden muss, verbleibt die ausgelieferte Ware Eigentum der Dado Ceramica S.r.l. bis zur vollständigen Bezahlung des Preises.

ANWENDBARES GESETZ - ZUSTÄNDIGES GERICHT - Der Vertrag wird durch das italienische Gesetz geregelt. Die Bestimmung eines jeglichen daraus erfolgenden Gegensatzes, abhängig oder in Folge der Verkaufsverträge mit der Dado Ceramica S.r.l., auch wenn sich diese auf Geschäftsbeziehungen der Firmenangehörigen oder beauftragter Personen außerhalb des Geschäftssitzes beziehen, unterliegt der Rechtsprechung des Italienischen Staats und der einzige zuständige Gerichtshof ist der in Bologna.

€ 60,00

Dado Ceramica Catalogo Prodotti #41

coordinamento marketing Dado Ceramica

progetto G&CO creatività adattiva

stampa Esperia srl

In nessuna circostanza Dado Ceramica sarà responsabile di danni diretti o indiretti che possano derivare dall'uso improprio di qualsiasi prodotto e/o da eventuali modifiche sui prodotti che possono essere applicate senza alcun preavviso. Questo catalogo è protetto da copyright e da altri diritti di proprietà intellettuale. I colori illustrati sono puramente indicativi Dado Ceramica si riserva il diritto di modificare lo stile, il confezionamento e i colori dei propri prodotti senza preavviso. Siete quindi invitati a consultare di tanto in tanto i rappresentanti locali di Dado Ceramica in merito ai prodotti, programmi e servizi disponibili nella vostra zona. Il materiale di questo catalogo può contenere informazioni imprecise ed errori di battitura. Dado Ceramica declina ogni responsabilità in merito a perdite o danni causati o associati all'affidamento fatto dagli utenti sulle informazioni contenute nel catalogo.

Under no circumstance shall Dado Ceramica be liable for any direct or indirect damage which may occur due to the improper use of any product and/or due to eventual changes on the products which can be applied without any notice. This catalogue is protected by copyright and by other intellectual property rights. The colors illustrated in this catalogue are merely illustrative Dado Ceramica reserves the right to change the style, packaging and colours of the products without prior notice. Therefore, you are invited to consult Dado Ceramica's local representatives from time to time concerning the products, marketing and services which are available in your country. The material in this catalogue may contain inaccurate informations and typing errors. Dado Ceramica declines all liability concerning losses or damage caused by or associated with the reliance made by the users on information contained in the catalogue.

Dado Ceramica ne peut en aucun cas être tenue responsable des dommages directs ou indirects pouvant résulter de l'utilisation non conforme d'un produit et / ou de toute modification des produits pouvant être appliquée sans préavis. Ce catalogue est protégé par le droit d'auteur et d'autres droits de propriété intellectuelle. Les couleurs présentées sont purement indicatives Dado Ceramica se réserve le droit de changer le style, le conditionnement et les couleurs de ses produits sans préavis. Vous êtes donc invités à vérifier de temps en temps avec nos agents d'usine locaux de Dado Ceramica les produits, programmes de vente et services disponibles dans votre région. Le contenu de ce catalogue peut contenir des informations inexactes et des fautes de frappe. Dado Ceramica décline toute responsabilité pour les pertes ou dommages causés ou associés à la cession faite par les utilisateurs aux informations contenues dans le catalogue.

Unter keinen Umständen kann Dado Ceramica für direkte oder indirekte Schäden verantwortlich gemacht werden, die sich aus der missbräuchlichen Verwendung eines Produkts und / oder Änderungen der Produkte ergeben, die ohne vorherige Ankündigung angewendet werden können. Dieser Katalog ist durch das Urheberrecht und andere geistige Eigentumsrechte geschützt. Die gezeigten Farben sind rein indikativ Dado Ceramica behält sich das Recht vor, Stil, Verpackung und Farben seiner Produkte ohne vorherige Ankündigung zu ändern. Sie können daher von Zeit zu Zeit mit dem Dado Ceramica-Vertreter zu den in Ihrem Gebiet verfügbaren Produkten, Programmen und Dienstleistungen prüfen. Das Material in diesem Katalog kann ungenaue Informationen und Tippfehler enthalten. Dado Ceramica lehnt jede Haftung für Verluste oder Schäden ab, die durch die Zuordnung der Benutzer zu den im Katalog enthaltenen Informationen verursacht wurden.